

Unit 2

LEARNING OUTCOME : Reads aloud stories, recites poems with appropriate pause, intonation and pronunciation.

Activity 2.1 (a)

Listen to your teacher and repeat the words loudly

Village	lived	everyday	sheep	grazing
Hillside	bored	decided	cried	loudly
Wolf	farmers	field	laughing	trick
Again	following	thought	fooling	realized
Killed	mistake	fool		

Activity 2.1 (b)

Play the game conducted by the teacher

Activity 2.1 (c)

Fill in the missing letters and read the words aloud.

fled

decided

laughing

farmers

killed

village

Activity 2.2 (a)

Rearrange the words into meaningful phrases and read them aloud.

Sl. No.	Jumbled words	Meaningful phrase
1	once a village in	once in a village.
2	lived there boy a	lived a boy there.
3	the hillside on	on the hillside
4	fun some have he wanted to	he wanted to have some fun.
5	"wolf wolf" cried he.	he cried "wolf . wolf"
6	nearby working field the in farmers	farmers working in the field nearby
7	day the next	the next day.
8	trick same playing the	playing the same trick
9	the wolf came real	the real wolf came.
10	realized boy mistake his the	the boy realised his mistake

Activity 2.2 (b)

Read the story with proper pause and intonation. (chunks are given)

Once in a village/ there lived a boy. / Every day/ he was taking the sheep for grazing/ on the hillside. / Since he was getting bored, / he decided to have some fun. / He cried loudly, / "wolf wolf! Help help!" / The farmers who were working in the nearby field/ heard the cry of the boy /and came running to help him./ There they saw/ the boy was sitting and laughing./ The farmers went back to their work./ The next day/ again boy thought of playing the same trick./ Again he cried loudly,/ " wolf! Wolf! Help help" / the farmers again came to help the boy. / They saw the boy laughing at them. / The farmers told the boy, / "boy don't play this kind of trick again" / then they went to their work. /

The following day/ the boy again cried loudly/ "wolf, wolf, help, help". / The farmers in the field/ thought that the boy was fooling them again. / So, they decided /not to help the boy. / The real wolf came/ and killed many of his sheep. / The boy realized his mistake/ and decided not to fool others. /

Activity 2.2 (c)

Match the first half of the sentence with the correct other half. Write the full sentence in the last column.

Sl. No.	First half of the sentence	Another half of the sentence	Full sentence
1	There was a slave	and pulled the thorn out from the Lion's paw.	There was a slave in a village.
2	He ran away	free of the thorn.	He ran away to the forest.
3	The slave took courage	in a village.	The slave took courage and pulled the thorn out from the
4	The lion was	to the forest.	The lion was free of the thorn.
5	The slave was	freed all the animals from the cage.	The slave was thrown into a lion's cage by his master.
6	The lion	thrown into a lion's cage by his master.	The lion didn't harm him.
7	Finally, the slave	didn't harm him	Finally, the slave freed all the animals from the cage.

Lion's paw.

Activity 2.3

Listen to your teacher and read these sentences aloud.

Sl. No.	Sentences
1	Once there was a slave in a village.
2	He ran away to the forest to escape from his cruel master.
3	There he saw a lion who couldn't walk because of the thorn in its paw.
4	He pulled out the thorn from the lion's paw.
5	The lion was finally free of the thorn and ran into the forest.
6	The slave was put into a lion's cage by his master.
7	The lion recognized him and didn't harm him.
8	The slave freed all the animals from the cage.

Activity 2.4

Your teacher will read the story aloud. Listen to it. Try to read it aloud with proper pronunciation.

Count Wisely

One day, King Akbar asked a question in his court that left everyone in the courtroom puzzled. As they all tried to figure out the answer, Birbal walked in and asked what the matter was. They repeated the questions to him.



The question was, "How many crows are there in the city?"



Birbal immediately smiled and went up to Akbar. He announced the answer. He said "There were twenty-one thousand, five hundred and twenty-three crows in the city." When asked how he knew the answer, Birbal replied, "Ask your men to count the number of crows. If there are more, then the relatives of the crows must be visiting them from nearby cities. If there are fewer, then the crows from our city must be visiting their relatives who live outside the city."



Pleased with the answer, Akbar presented Birbal with a ruby and a pearl chain.




Activity 2.5

Read the story with the help of pictures.

There was a girl.  She had a dog.  She loved the

dog.  One day, she was walking in the garden. 







The dog  saw a Snake  which was going

near the girl.  The dog  ran near the girl 

and pulled the girl  to the other side and saved her life.

Activity 2.6 (a)

Match the picture with the word and write them in the space provided.
Read the words aloud.

Cobbler	teapot	Musician	cloud	meadow	wings
					
musician	wings	cobbler	meadow	teapot	cloud

Activity 2.6 (b)

Listen to your teacher and then repeat.

We are the musicians from the fairyland

We can play, we can play

Pipiya Pipiya Pipiya Pipiya

We are the musicians from the fairyland

We can play, we can play

Chichiya Chichiya Chichiya Chichiya

We are the musicians from the fairyland

We can play, we can play

Dum Dumma, Dum Dumma, Dum Dumma, Dum Dumma,

We are the musicians from the fairyland

We can play, we can play

Pipiya, Chichiya, Dum Dumma Dum Dumma

There is a cobbler down the street,
Mending shoes for little feet.

With a bang, and a bang and a bang, bang, bang,
And a bang and a bang and bang, bang, bang
Mending shoes, the whole day long.
Mending shoes to make them strong,

With a bang, and a bang and a bang, bang, bang,
And a bang and a bang and bang, bang, bang!




I'm a little teapot short and stout.

Here is my handle, here is my spout.

When I get all steamed up, hear my shout.

Just tip me over, and pour me out!



Little Boy Blue come blow your horn.

The sheep in the meadow, the cow's in the corn.

But where's the boy who looks after the sheep?

He's under a haystack fast asleep.

Will you wake him? No - not I.

For if I do, he's sure to cry.



Activity 2.7

Complete the rhyme and recite it.

One, Two buckle my shoe.

Three, Four shut the door

Five, Six pick up the sticks







Seven, Eight lay them straight

Nine, Ten a big fat hen

[lay them straight, buckle my shoe, a big fat hen, pick up the sticks, shut the door]

Activity 2.8

Recite the poem with picture clues.

There is a 	That loved to lay on 
Days passed and one day,	She turned into a 
I love the 	And she is colourful
I feel like touching her soft 	But she flew near the 

Activity 2.9

Scan the QR code and listen to the rhymes.

Activity 2.10

The story given below is incomplete. Read and try to complete the story. Then read the story with proper pause and intonation before the class.

There was a girl named Pinku. She was very good at her studies. But she was very naughty. She was very curious about different things that she came across. One day she went near a river. She found a boat there. She thought of climbing the boat and -

She climbed the boat. The boat moved in the river. She enjoyed much more. Now the boat is in danger. It is going very fast. She cried and a man saved the boat from sinking. She came to shore and thanked the man.



man warned not to go in boat alone.
She agreed and decided to not be
naughty but go safety.

Activity 2.11

Read the following story with proper pause, intonation and pronunciation.

The Story of Ekalavya

Drona was standing under a tree surrounded by the Pandava and the Kaurava princes at his ashram. He said he was very glad that they had learnt all the tricks of archery. Arjuna said that Drona had not taught them the art of shooting at an unseen object. Drona said it was the most skilful trick in archery, aiming at an object just by the sound. They would learn it soon.

Suddenly a boy entered and bowed to Drona. He said that he was Ekalavya, the son of Hiranyadhanus. Drona asked whether his father was the hunter chief of the southern forest. Ekalavya said he was, but he is no more. Drona said that his father was a bold hunter. He then enquired Ekalavya what made him to come to his Ashram.

Ekalavya said that he wanted to learn the art of archery in order to protect the fawns from the wolves because the wolves had increased in his forest and the fawns had no safety. So, he asked Drona to take him as one of his pupils. Drona said that his thought was very noble. However, Arjuna said to them by saying Drona could not take Ekalavya as a student because he was not a prince.

Ekalavya asked Drona to teach him archery that is just enough to save the poor animals. But Drona said he could not consider anyone other than a Kshatriya or a Brahmin as his pupil. But Drona blessed Ekalavya with his blessings. Ekalavya considered Drona as his Guru and decided to learn the art of archery with his blessings. Saying so, he prostrated before him and left.

Two years later, in the forest, Drona's idol stood decorated with flowers under a tree. Ekalavya was bowing before it with some deer grazing peacefully at a distance. Addressing the idol, Ekalavya said he had learnt the art of archery with the blessings of Drona. He exclaimed he was lucky to have him as his Guru because he had reached his goal- the fawns were free from trouble.

Suddenly he heard the barking of dogs at a distance so he shot an arrow in the direction of the sound. At that time, Drona entered with Arjuna and other princes and saw a poor dog with arrows in its mouth.

Ekalavya prostrated before Drona to pay his respects. Drona remarked that he had gained amazing skill in archery in this short period, so his teacher must be a great one. Arjuna was surprised that Ekalavya had mastered the art of shooting arrows by detecting the source of sound.

Ekalavya said it was all because of the blessings of Drona. He learnt all the tricks of archery under his guidance. Arjuna exclaimed that Drona had promised to make him as the greatest archer in the world.

Unit 3

LEARNING OUTCOME : Participates in different activities such as role play, poetry recitation, skit, drama, debate, speech, elocution, declamation, quiz etc, organized by school and other such organizations.

Activity 3.1

Pick out a role play card and play the role.

Hello everyone,
I'm a driver.
I help you to travel to different places.
I take you there safely.
I love my job.

Hi friends,
I'm a cobbler.
I work hard every day to make nice shoes for you.
I get your torn footwear repaired as well.
Have you seen me anywhere?

Hello I'm a blacksmith,
I make different tools from iron.
So, you can work easily in your garden or farm.
I need a lot of energy to beat the iron into different shapes.

Hello friends,
I'm a goldsmith.
I make beautiful ornaments out of gold or other metals.
Your earrings, necklaces, anklets all are made by me.
I help you look more beautiful.

Hello there,
I'm a carpenter.
I prepare a variety of furniture for your house and school.
I help you while building your house.
I even repair wooden things for you.
Its I who prepare your hockey sticks and cricket bats.

Hello friends.
I'm a farmer
I work hard in the fields. I grow crops that are needed for you.
I have to work under hot sun, storms.
I also rear animals like cattle and goats.
I'm the backbone of our country.

Activity 3.2

Read the dialogues and do a role play by taking different roles.

At the Metro

Saritha : Excuse me, Madam

Clerk : How can I help you?

Saritha : I need tickets to M. G. Road.

Clerk : How many?

Saritha : We're three. Two kids and I.

Clerk : That will be Rs. 90.00.

Saritha : Is there any concession for kids?

Clerk : How old are they?

Saritha : One is eight and another is ten.

Clerk : Then, you have to take full tickets for them.

Saritha : Here's the money.

Clerk : Take your tickets, Madam.

Saritha : Thank you.

Clerk : You are welcome.

Activity 3.3

Take the roles and enact the dialogues.

[In a village there lived two friends called Tinku and Minku.]

Tinku : Hi Minku, shall we go for an outing today?

Minku : Hi Minku, it's a good idea. Where shall we go?

Tinku : Shall we go to a water fall?

Minku : Yes, that's a good idea.

Tinku : We shall go to the nearby village, there is a water fall.

Minku : Yes. Let us go then.

[Both of them get on their bicycles and go to the neighbouring village.
They reach the waterfall.]

Minku : Wow! What a beautiful place it is! I'm so happy to see this.

Tinku : I had come to this place with my uncle.

Minku : Let's not waste any time. Let us get into the water.

[Both start playing in the water. After a few minutes, they notice a boy drowning in the water.]

Tinku : Hey Minku, look at him. The boy is drowning in the water.
He is in danger.

Minku : Yes, I think he needs our help.

Tinku : We shall go and help him.

[Both of them rush to the boy and get him out of the water. This brave act of the boys gets appreciated by everyone.]

Activity 3.4

Listen to the story of "Neerja Bhanot" and complete the dialogues with the help of the clues given.

[hurt, 3 children, emergency exit, passports, Americans, hide, plan]

Neerja Bhanot : Please don't hurt anybody.

- Terrorist** : Go and get all the passports of American passengers.
- Neerja Bhanot** : OK, we will collect it for you.
- Air hostess 1** : They will kill the Americans if we give them the passports.
- Neerja Bhanot** : No, we will hide the passports of American passengers.
- Air hostess 1** : OK.

[They hide all the passports and Neerja tries to open the emergency exit of the plane]

- Terrorist** : Hey, what have you done? [Opens fire]
- Neerja Bhanot** : Get all the passengers to the exit door.
- Air hostess** : There are 3 children stuck on a seat.
- Neerja Bhanot** : OK, I will get them. You please go out with the passengers.
[Saves the children]
- Terrorist** : You have ruined our plan. I will kill you. [Shoots her]

Activity 3.5

Listen to the story being read / played by your teacher and identify the characters, frame your own dialogues for the roleplay. You can use your mother tongue if needed, take the help of your teacher.

Activity 3.6

Practise these dialogues and enact the skit in your school assembly.

[Shalu is cleaning vessels in a hurry.]

- Mother** : Shaloo, What are you doing?
Did you finish cleaning the vessels?
- Shalu** : Yes Amma. I am almost done.
- Mother** : Sweep the floor after completing that. I will go to work.
- Shalu** : What...! I'm getting late for my school Amma.
- Mother** : You need not go to school today.
Be at home and do all the household work.
- Shalu** : But Amma, I didn't go to school for the past 2 weeks.
I want to go to school today.
- Mother** : Listen to what I say.
Who will look after your younger brother if you go to school?

[Shalu starts weeping]

[The teacher enters with a few students]


- Teacher** : Hey Shalu, why are you crying? What happened?
- Shalu** : Teacher, I want to come to school.
But Amma doesn't allow me to go to school.
- Teacher** : Why Akka? What is the problem?
- Mother** : I need to go to work. There is no one to look after her brother at home. Moreover, what is the use of going to school?

- Teacher** : You can send him to Anganwadi. They take good care of small children.
- Mother** : Shalu is there to take care of him. What will she do with education? All she has to learn is to cook and take care of children.
- Teacher** : Why are you saying this? Education is a fundamental right of every child. You can't take away her rights like this just because she is a girl. Even girls can achieve great things with education. Please don't spoil Shalu's dreams.
- Student 1** : Yes aunty, she is good at studies. She draws so well.
- Student 2** : She is good at sports as well aunty. Please let her come with us.
- Shalu** : Yes Amma. I will study hard. I will get a good job and look after you and my brother. I will help you in house chores every day I promise. Please let me go Amma.
- Mother** : OK then, take your brother to the Anganwadi. Wish I too was educated. I need not work like this.
- Teacher** : Thank you Akka. (Addressing Shalu) Shalu, get ready, let us go to school.
- Shalu** : OK teacher.

[Shalu goes to school with her teacher and friends happily]

Activity 3.7

Look at the pictures and write 4-5 sentences about each picture using the given clues. One is done for you as an example. Collect some more information, if necessary, and try to deliver a short speech on the topic.



Independence Day is celebrated on 15th of August every year. On this day our country became independent from the British rule. We remember the great sacrifices of freedom fighters and pledge to be faithful to our nation by fulfilling our duties.



Gandhi Jayanti- 2nd October- father of nation - satyagraha- freedom fighter- truth and non-violence

Gandhi Jayanti is celebrated on 2nd October every year. Gandhi is known as father of nation.

He tried Satyagraha, with truth and non-violence against

British. He is a freedom fighter.


Bhimrao Ramji Ambedkar born on 14th April. So Ambedkar's Jayanthi is celebrated on 14th April every year.



Ambedkar Jayanthi- Bhimrao Ramji Ambedkar-14th April- father of constitution-Chairman of constitution drafting committee- First Law minister
He was the chairman of Constitution drafting committee. So he is known as father of constitution.



Teachers' day is celebrated on 5th September. This day Sarvapalli Radhakrishnan borned who is a great Teachers' day- 5th September- Sarvapalli Radhakrishnan- great philosopher and teacher- first vice president of India - 2nd President of India- Bharatha Rathna philosopher and teacher. He was first vice president and 2nd president of India. He was honoured Bharatha Radha award



The birth day of Jawaharalal Nehru is celebrated as children's day on 14th November. He was a freedom Children's Day- Pandit Jawaharalal Nehru- 14th November- Freedom Fighter- 1st Prime Minister- fond of Children - Bharatha Rathna fighter and 1st prime minister of India. He was very fond of children. And got Bharatha ratna award.



Kannada rajyotsava is celebrated on 1st November by Kannada speaking people. Karnataka Rajyotsava- 1st November- Kannada speaking people- Mysore state- 1973 November 1 - Karnataka- hoist flag- red and yellow Karnataka named on 1973 Nov-1 Before it was a Mysore state. on that day people hoist a red and yellow flag

Activity 3.8

Listen to the speech read / played by your teacher. Write a brief note about what you heard.

You can write notes based on the following points:

Who's the speaker? Who has made this speech? When was it made? What did you like the most in the speech?

Speaker our teacher Revanasiddappa.

He is our Kannada teacher. His speech on freedom movement. On 15th August 2023 he remembered the sacrifices of freedom fighters. They struggled with British and brought freedom to India.

Now we have a duty to utilise it. And help the others to live well. Students have to work hard to get their education. Then they will achieve the best for our country.

Activity 3.9

Roshni wants to present a speech on the occasion of World Environment Day in her school. She has prepared a speech. But some words are missing in the speech. Can you help her complete the speech?

Use the clues given.

human, 5th of June, awareness, pollution, water, industries, shelter, Trees, food

Respected teachers and my dear friends,

I'm here before you to speak on the topic of "World Environment Day". We celebrate World Environment Day on 5th of July every year. This day reminds us that we need to protect our environment. Because we are depending on the environment that surrounds us, for water, food, shelter and various other things.

Environmental pollution has been a hot topic for discussion. The factors that cause environmental pollution are various human activities and the high growth of population. Smoke and sewage water emitted by the industries, garbage, drainage water produced by the cities are polluting our earth.

We need to stop these things before it's too late. Trees are the true guardians of our environment. They purify the air, control the temperature, provide us rain, also prevents soil erosion. So let us plant more and more plants and take care of them.

Let us be key instruments in keeping our environment neat, clean and healthy. Let us spread the awareness regarding the protection of environment.

By this, I would like to conclude my speech. Thank you for the opportunity.

Activity 3.10

Read the speech given below and practise how to deliver this speech.

Hello everybody,

I'm standing before you to share my thoughts on the topic 'Value of Time'.

There is a famous saying that "time and tide waits for none". Time is precious in everyone's life. We should not waste time in any way. Likewise, we can earn back the amount of money we have spent but we can never get back the time we have lost. However, this makes our time more valuable than money. Hence, we must utilize our time in the most possible effective way. This helps us and the society to grow towards a better tomorrow.

Moreover, we should learn the importance and value of time. We regret later if we waste time. So let us all understand the importance of time and try to utilize the time effectively. Thank you.

Activity 3.11

Write a small speech thanking your mother for what she does for you every day and present it in the class. Use L1 if needed.

Amma

My dear, thank you so much for giving me your love, care and everything. you looked after my all needs you supported me in everything. Thank you ~~to~~ Amma.

Activity 3.12

Choose a topic from the box below, write a short speech about it and present your speech in the class.

My favourite person, My favourite freedom fighter, If I were a bird, If I were a tree, My favourite tv show, My favourite food, A book I read recently, My favourite sports, I want to be a Doctor/Engineer/

Activity 3.13

Scan the QR code and listen to the speeches.



Activity 3.14

Your teacher will conduct a quiz. Participate in it.

1. Dronacharya was standing under a tree surrounded by the Pandava and the Kaurava princes?
Dronacharya, Ekalavya, kunthi, krepacharya
2. Arjuna is known as Shabdhaveedi?
Karna, Drona, Arjuna, Bhishma
3. Arjuna is the name of the boy who prostrated before Drona?
Arjuna, Dhuryodhana, Karna, Bhima
4. Son of Hiranyadhanu was Ekalavya?
Son of Hiranyadanus, one among the Pandavas, one among the kauravas, son of Dronacahrya
5. Ekalavya wanted to learn archery
Music, archery, slokas, none of the these
6. Fowns were afraid of Ekalavya
Tigers, Lions, wolves, Ekalavya
7. Dronacharya's idol Ekalavya prepare before learning archery?
Bhima, Arjuna, Dronacharya, Bhishma
8. Dronacharya asked Gift from Ekalavya.
Gift, money, gurudakshina, arrows
9. Ekalavya offered Right thumb as his gurudhakshina.
Right thumb, left thumb, bow, arrow
10. Arjuna was afraid of Ekalavya's skills?
Karna, Arjuna, Dronacharya, Bhima

Activity 3.15

Participate in the quiz conducted by your teacher

- I work in the garden.
Works, work, working, none of these
- She cooks in the kitchen. The pronoun used in this sentence is she.
He, she, kitchen, Cooks.
- He sang melodiously.
Sang, wrote, drew, spoke
- Pinku dances gracefully. The underlined word is a Noun.
Pronoun, Noun, verb, adverb
- He teaches in an university.
A, an, the, and
- I went into the park.
On, into, in, under
- He drives carefully.
Carefully, care, careless, all the above
- He was an honest person.
A, an, the, all of the above
- He showed concern on his words.
On, in, of, above
- Ram and Rahim worked hard.
But, and, or, so

What I have Learnt (Tick the appropriate column)

Statements	I need more support to do this	I can do it with the help of the peer group	I can do it with the help of the teacher	I can do it independently
I can read the dialogues				
I can take roles and participate in simple role plays				
I can speak on the given topic				
I can write and present short speeches in the class				

Constructive Feedback

Date:

Teacher's Signature

LEARNING OUTCOME : Engages in conversations in English with family, friends and people from different professions such as shopkeeper, sales person, etc using appropriate vocabulary.

Activity 4.1

Can you complete their dialogues?


The image shows four dialogues arranged in a 2x2 grid. Each dialogue involves a silhouette character and a girl character named Pinky. The dialogues are as follows:

- Dialogue 1 (Top Left):** Silhouette: "Hi Pinky, How are you"; Pinky: "I am fine. and how are you?"
- Dialogue 2 (Top Right):** Silhouette: "I'm fine too. Where are you going?"; Pinky: "I am going for Shopping"
- Dialogue 3 (Bottom Left):** Silhouette: "Wear a mask while going for shopping."; Pinky: "Ok, I will get and wear it"
- Dialogue 4 (Bottom Right):** Silhouette: "Bye, Take care Pinky. Have a nice time"; Pinky: "Thank you Jaffer."

Activity 4.2 (a)



Talk to Dr Hathi by answering his questions.

Hi there, What is your name?




My name is Jaffer.

How old are you?




I am 12 years old.

Where is your house?



My house is in Kodalaganuru.


What is the name of your school?



My school name is GHPS Kodaganuru




Which standard are you studying in?




I am studying 7th standard.



Nice to meet you dear. All the best for your studies. Take care, Bye



Thank you, All the best. Bye



Activity 4.2 (b)

Pair work - Write about yourself (self-introduction) in the space given below. Have a conversation with your friend introducing each other.

[You can begin like this...

You : What is your name?

Friend : My name is Arun. What is your name?]

you :- My name is Jafer. what is your father name?
Friend :- My father name is Nagaraj and yours?
you :- My father name is Shafiqulla.
Friend :- Where are you from?
you :- I am from Davanagere.
Friend :- What are you studying?
you :- I am studying 7th std in GHPs Kodagery.
Friend :- Ok, see you. you :- yes, Bye.

Activity 4.3

Have a conversation with Pinky about her daily routine. Write your responses in the column given below.

Pinky: I get up at 6 o'clock in the morning. What time do you get up?	Me: Oh, I also get up 6 o'clock in the morning.
Pinky: I brush my teeth and wash my face. What do you do after getting up?	Me: Yeah good habit. But I will do that after coming from toilet.
Pinky: I pray to God and then study. What do you do after you fresh up?	Me: Yes, I also do the same.
Pinky: I walk to school. How do you go to school?	Me: I also go to school by walk.
Pinky: My school starts at 9 am. What time does your school start?	Me: It is. My school starts at 9-50 AM.
Pinku: I eat my lunch with my best friend. Who do you have your lunch with?	Me: I also have my lunch with my friends.
Pinku: I go home at 4pm. What time do you go home?	Me: I go home at 4:30pm.
Pinku: I study for an hour in the evening. How long do you study everyday?	Me: I also study an hour in the evening.
Pinku: I eat my dinner at 8.30 pm. What time do you have your dinner?	Me: I eat my dinner at 8:00pm.

Complete the conversation between two friends with the help of the clues given.

(buy, gift, nice, who, computer, birthday, draw)

Shima : Hey Sonu, when did you buy this computer?

Sonu : I didn't buy it. I got it as a gift.

Shima : Wow, who gifted it to you?

Sonu : My father gifted this on my birthday.

Shima : Oh great, What do you do with your computer?

Sonu : I draw pictures, I watch movies, I can even do my science project.

Shima : Oh.. that's nice. Computer is a useful device.

Activity 4.6

Complete the conversation of a farmer and a student. Perform a role play.

Student : Hello sir, I'm very glad to have you among us. Welcome to you sir.

Farmer : Thank you. I'm very happy to meet you all.

Student : From how many years are you practising this profession?

Farmer : From child hood. about 20 years.

Student : How do you get into this job?

Farmer : My father is a farmer. So, I too became a farmer.

Student : What are the crops you grow?

Farmer : I grow vegetables especially tomatoes.

Student : Do you use any fertilizer in your land?

Farmer : Yes, I do. But not much.

Student : Great sir, through this we have come to know that you are a nature friendly farmer.

Farmer : Yes it is our duty to save nature

Student : Thank you for spending your time with us sir. We would like to visit your farm once.

Farmer : Always welcome to my farm. Good bye

Activity 4.7

Assume that you have a family picnic in summer vacation. Prepare a conversation among the family members on the preparations to be made for the picnic. Use your mother tongue if needed.

Consider the points given in brackets.

[finalising the places, date, duration of picnic, place for your stay]

Father:- where can we go for a picnic.

Mother:- In this summer we have to go to hill station.

Abdul Rahman (son):- we have to go Kemmannugundi.

It is a place where odeyar prince came to spend summer.

Madecha (daughter) :- Yes, we also visit there a falls called kallattagiri falls.

Abdul Mateen (younger brother) :- Yes, I am to Curious please peepa, let's go there I will enjoy in water falls.

Activity 4.8

Pick any one topic and write a conversation. Present it in front of the class.

1. A student enquiring about the school tour with the teacher.
2. A friend enquiring about the examination timetable with a friend
3. A customer enquiring about the product with a sales person.
4. A patient enquiring a receptionist about an appointment with a doctor.
5. A passenger enquiring about buses to Gadag with the Traffic Controller.

▷ A student enquiring about the school tour with the teacher

Student:- when we go to the tour sir?

Teacher:- we will go on 22 december.

Student:- Is bus booked sir.

Teacher:- yes. you have to come 4-AM.

Student:- what about meal sir?

Teacher:- you have to bring two times meal.

Student :- what about fees sir?

Answer :- Each student has to bring 500 Rupees

Student :- OK. Sir. which places we are

(visiting) Sir

Teacher :- Amoutha pura, Kemmannagundi,

Kallhattagori falls, Bhadra dam.

Student :- Sir, thank you

Activity 4.9

BE A CUSTOMER

Your teacher will give you role play cards, take roles and practise the conversation as guided by your teacher.

What I have Learnt (Tick the appropriate column)

Statements	I need more support to do this	I can do it with the help of the peer group	I can do it with the help of the teacher	I can do it independently
I can read the dialogues				
I can take roles and participate in simple role plays				
I can complete the given conversations.				
I can present a short conversation on the given topic.				

Constructive Feedback

Date:

Teacher's Signature