



FREE SUPPLY

Government of Karnataka
Department of School Education

Student Activity Book

2023-24

II LANGUAGE

ENGLISH



7

Seventh Standard



Samagra Shikshana Karnataka

State Project Director Office, New Public Offices, Annexe Building,
Nrupathunga Road, Bengaluru - 560 001

Karnataka Text Book Society

6th Cross, Malleshwaram,
Bengaluru - 560 003.

Department of State Education

Research and Training




100 Ft. Ring Road, Banashankari 3rd Stage, Bengaluru - 5






Unit 1

LEARNING OUTCOME: Uses polite expressions to communicate such as 'May I borrow your book?', 'I would like to differ', etc.

ACTIVITY 1.1 (a)

Match the pictures with the suitable expressions:

1.	 <p>Hellow</p>	<p>Thank you</p>
2.	 <p>Thank you</p>	<p>Please sit down</p>
3.	 <p>I am sorry</p>	<p>Hello</p>
4.	 <p>Nice to meet you</p>	<p>Please</p>
5.	<p>SHARING</p>  <p>Kindly share Thank you</p>	<p>Nice to meet you</p>

6.	 <p>Good morning</p>	Kindly share
7.	 <p>you are welcome</p>	Good morning
8.	 <p>please</p>	You are welcome
9.	 <p>Excuse me</p>	I am sorry
10.	 <p>please Sit down.</p>	Excuse me

Activity 1.1 (b)

Your teacher will recite the poem "Manners". You can repeat after the teacher.

We say "Thank you"

We say "Please"

We don't fight or tease

We say "Sorry"

We say "Excuse me"

We don't fight, we don't tease

We listen when friends and teachers talk to us

We say "May I"

We say "Can I"

We share our food and stationery

We say "Could you"

We say "Would you"

Good manners aren't hard to learn

It's really easy, when you find

Good manners means Just Being Kind!

Thank you for Being kind

You are welcome to the world of Being Polite.

Activity 1.1 (c)

Say the following magical words.



Activity 1.2

Choose the correct polite expression to be used in the following situation:

1. **Rani wants to borrow her friend's book. What will she ask?**
 - a) Give the book.
 - b) Thank you for the book.
 - c) May I borrow your book? ✓
2. **Someone is standing near the door. You want to go out. What will you say?**
 - a) Get out of my way
 - b) Excuse me, can you make way please? ✓
 - c) I don't like you standing at the door.
3. **You are late for school. What will you say?**
 - a) Can I go home early?
 - b) Please forgive me for coming late today ✓
 - c) Do you mind coming late?
4. **You received a gift from a friend. What will you say?**
 - a) Thank you for the gift ✓
 - b) Your gift is not so useful
 - c) You are welcome.
5. **Raju sees Ramu carrying many books, Raju helps Ramu to carry the books. What should Ramu say?**
 - a) May I help you?
 - b) Thank you for helping. ✓
 - c) You're welcome
6. **Krishna is eating his lunch with his friend Radha. He cannot reach the rice. What will he say?**
 - a) Give me the rice
 - b) Please pass the rice. ✓
 - c) Thank you for sharing the food..
7. **Teacher Arjun and Teacher Sujay are talking in the corridor. Student Ravi has to pass between the two teachers. What should Ravi say?**
 - a) Please give way.
 - b) Please excuse me. ✓
 - c) Can't you give way?
8. **Nidhi is colouring the picture. She doesn't have a green crayon. Her friend has an extra green crayon. What will Nidhi say?**
 - a) Give me your green crayon.
 - b) Pass the green crayon.
 - c) May I borrow your green crayon please? ✓

Activity 1.3

Read the sentence and decide which polite expression suits the given sentence.

- I missed yesterday's class. I don't have the notes. please give me notes
- I am Sorry, I can't take you to the park today.
- Excuse me, Can you please tell me where the hospital is?
- Thank you, this is a beautiful gift.
- Could you please help me pick these?
- I am sorry I can't help you right now.
- good night, I will see you tomorrow.
- could you please repeat that, I didn't hear you?

Activity 1.4

Complete the following with "thank you" or "please".

- A: Here's your book.
B: thank you.
- A: What would you like to drink?
B: Orange juice, please
- A: I am making a cup of tea; would you like one?
B: Ooh, yes please
- A: Do you want a lift to the station?
B: Yes thank you that would be great.

Activity 1.5

Sorry (Apologizing) or thank you (Thanking)

Write what you would say in the following situations.

- Your friend says you look good today - Thank you.
- You wear the wrong uniform. - Sorry
- You accidentally push your friend. - Sorry.
- Your friend lets you borrow his pen. - thank you
- Your sister helps you finish your homework. - thank you
- Your friend buys you a chocolate. - thank you.
- You forget to return your friend's classwork. - Sorry
- Your friend wishes you on your birthday. - thank you.

Activity 1.6

Rearrange the words and make meaningful sentences/expressions.

- Some/have/please/I/ water/can/?
Please can I have some water?
- No/yes/problem
Yes, No problem.
- Borrow/eraser/I/your/can?
can I borrow your eraser.

4. Can't/you/sorry
Sorry you can't.
5. just/second/a/please
just a second please.
6. course/yes/of
yes of course.
7. help/computer/with/can/my/you/me?
can you help me with computer?

Activity 1.7

Look at the table and study/read out the sentences framed using the given verb base form:

EXPRESSION	BASE FORM	SENTENCE
May I	Help	May I help you?
Would you mind		Would you mind helping me?
Would you please		Would you please help me?
Could you please		Could you please help me?
Shall I		Shall I help you?
Thank you very much for		Thank you very much for helping me.
Do you mind if		Do you mind if I help you?
I wonder if you could		I wonder if you could help me.
Do you think its okay if		Do you think its okay if I help you?
Excuse me, please		Excuse me, please help me

Make meaningful sentences using the base form of the verb given.

EXPRESSION	BASE FORM	SENTENCE
May I	Sing a song	May I sing a song?
Would you mind		would you mind singing a song?
Would you please		would you please sing a song.
Could you please		could you please sing a song.
Shall I		shall I sing a song?
Thank you very much for		Thank you very much for a song.
Do you mind if		Do you mind if I sing a song.
I wonder if you could		I wonder if you could sing a song.
Do you think it's okay if		do you think it's okay if I sing a song.
Excuse me, please		Excuse me please sing a song.

Activity 1.8

Complete the conversation with the correct polite expressions. Choose the expressions from the box below:

Can I have one please, excuse me, Can I sit here?, Thank you for the surprise, Sure you can have it, Excuse me, can you give me way please?
I am sorry I broke it.

1. Inside the bus

Passenger A: Can I sit here?

Passenger B: Yes, you can sit here.

2. Wanting to go outside, but someone is standing in the door way

A: Can you give me way please?

B: I'm sorry, you may go out.

3. Someone handed you a surprise.

You: ~~Can~~ yo Thank you for the surprise

B: You are welcome.

4. You accidentally stepped on your classmate's pen and broke it.

You: I am sorry I booke it

B: It's alright but you have to let me borrow your pen.

You: Sure you can have it.

5. You want to take a sweet from your friend.

You: Can I have one please.

B: Sure, you can

Activity 1.9

WHAT WOULD YOU SAY BACK?

Match the polite expressions with their responses.

Set 1	Set 2
1. Excuse me	a. Your help 2
2. I really appreciate	b. For being late 4
3. Thank you so much	c. Can I come in? 1
4. I am sorry	d. For the birthday gift 3
5. Good morning	e. Yes, please open it 8
6. May I go out	f. You are welcome 7
7. Thank you for helping me	g. Good morning 5
8. Would you please open this?	h. I am fine. 9
9. Are you okay?	i. Yes, you may 6

Activity 1.10

Read the following story and underline the polite expressions. Try to do a role play.



A long time ago a little boy was walking through a park. In the middle of the park there was a tree with a sign on it. The sign said "I am a magic tree. Say the magic words and you will see."

The boy tried to guess the magic words. He tried abracadabra, super califraglistic expalidocious, tan-ta-ra and many more..... but none of them worked.

Exhausted, he threw himself on the floor, saying: "Please, dear tree!" And suddenly, a big door opened in the trunk. Inside everything was dark, except for a sign which said "Carry on with your magic." Then the boy said, "Thank you, dear tree!" With this, the inside of the tree lit up brightly and revealed a pathway leading to a great big pile of toys and chocolates. The little boy brought all his friends to the magic tree, and they had the best party ever. This is why people always say that "please" and "thank you" are the magic words.

-By Pedro Pablo Sacristan

What I have Learnt (Tick the appropriate column)

Statements	I need more support to do this	I can do it with the help of the peer group	I can do it with the help of the teacher	I can do it independently
I know a variety of polite expressions				
I can use a few polite expressions according to the situations				
I can participate in simple conversations using polite expressions				
I can use a variety of polite expressions in both speech and writing.				

Constructive Feedback

Date:

Teacher's Signature

Unit 2

LEARNING OUTCOME : Reads aloud stories, recites poems with appropriate pause, intonation and pronunciation.

Activity 2.1 (a)

Listen to your teacher and repeat the words loudly

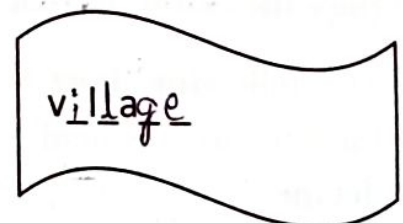


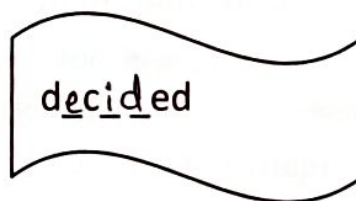

Village	lived	everyday	sheep	grazing
Hillside	bored	decided	cried	loudly
Wolf	farmers	field	laughing	trick
Again	following	thought	fooling	realized
Killed	mistake	fool		

Activity 2.1 (b)

Play the game conducted by the teacher

Activity 2.1 (c)

Fill in the missing letters and read the words aloud.



Activity 2.2 (a)

Rearrange the words into meaningful phrases and read them aloud.

Sl. No.	Jumbled words	Meaningful phrase
1	once a village in	once in a village.
2	lived there boy a	lived a boy there.
3	the hillside on	on the hillside
4	fun some have he wanted to	he wanted to have some fun.
5	"wolf wolf" cried he.	he cried "wolf . wolf"
6	nearby working field the in farmers	farmers working in the field nearby
7	day the next	the next day.
8	trick same playing the	playing the same tricks
9	the wolf came real	the real wolf came.
10	realized boy mistake his the	the boy realised his mistake

Activity 2.2 (b)

Read the story with proper pause and intonation. (chunks are given)

Once in a village/ there lived a boy. / Every day/ he was taking the sheep for grazing/ on the hillside. / Since he was getting bored, / he decided to have some fun. / He cried loudly, / "wolf wolf! Help help!" / The farmers who were working in the nearby field/ heard the cry of the boy /and came running to help him./ There they saw/ the boy was sitting and laughing./ The farmers went back to their work./ The next day/ again boy thought of playing the same trick./ Again he cried loudly,/ " wolf! Wolf! Help help" / the farmers again came to help the boy. / They saw the boy laughing at them. / The farmers told the boy, / "boy don't play this kind of trick again" / then they went to their work. /

The following day/ the boy again cried loudly/ "wolf, wolf, help, help". / The farmers in the field/ thought that the boy was fooling them again. / So, they decided /not to help the boy. / The real wolf came/ and killed many of his sheep. / The boy realized his mistake/ and decided not to fool others. /

Activity 2.2 (c)

Match the first half of the sentence with the correct other half. Write the full sentence in the last column.

Sl. No.	First half of the sentence	Another half of the sentence	Full sentence
1	There was a slave	and pulled the thorn out from the Lion's paw.	There was a slave in a village.
2	He ran away	free of the thorn.	He ran away to the forest.
3	The slave took courage	in a village.	The slave took courage and pulled the thorn out from the lion's paw.
4	The lion was	to the forest.	The lion was free of the thorn.
5	The slave was	freed all the animals from the cage.	The slave was thrown into a lion's cage by his master.
6	The lion	thrown into a lion's cage by his master.	The lion didn't harm him.
7	Finally, the slave	didn't harm him	Finally, the slave freed all the animals from the cage.

Activity 2.3

Listen to your teacher and read these sentences aloud.

Sl. No.	Sentences
1	Once there was a slave in a village.
2	He ran away to the forest to escape from his cruel master.
3	There he saw a lion who couldn't walk because of the thorn in its paw.
4	He pulled out the thorn from the lion's paw.
5	The lion was finally free of the thorn and ran into the forest.
6	The slave was put into a lion's cage by his master.
7	The lion recognized him and didn't harm him.
8	The slave freed all the animals from the cage.

Activity 2.4

Your teacher will read the story aloud. Listen to it. Try to read it aloud with proper pronunciation.

Count Wisely

One day, King Akbar asked a question in his court that left everyone in the courtroom puzzled. As they all tried to figure out the answer, Birbal walked in and asked what the matter was. They repeated the questions to him.



The question was, "How many crows are there in the city?"



Birbal immediately smiled and went up to Akbar. He announced the answer. He said "There were twenty-one thousand, five hundred and twenty-three crows in the city." When asked how he knew the answer, Birbal replied, "Ask your men to count the number of crows. If there are more, then the relatives of the crows must be visiting them from nearby cities. If there are fewer, then the crows from our city must be visiting their relatives who live outside the city."



Pleased with the answer, Akbar presented Birbal with a ruby and a pearl chain.




Activity 2.5


Read the story with the help of pictures.

There was a girl.  She had a dog.  She loved the

dog.  One day, she was walking in the garden. 







The dog  saw a Snake  which was going

near the girl.  The dog  ran near the girl 

and pulled the girl  to the other side and saved her life.

Activity 2.6 (a)

Match the picture with the word and write them in the space provided.
Read the words aloud.

Cobbler	teapot	Musician	cloud	meadow	wings
					
musician	wings	cobbler	meadow	teapot	cloud

Activity 2.6 (b)

Listen to your teacher and then repeat.

We are the musicians from the fairyland

We can play, we can play

Pipiya Pipiya Pipiya Pipiya

We are the musicians from the fairyland

We can play, we can play

Chichiya Chichiya Chichiya Chichiya

We are the musicians from the fairyland

We can play, we can play

Dum Dumma, Dum Dumma, Dum Dumma, Dum Dumma,

We are the musicians from the fairyland

We can play, we can play

Pipiya, Chichiya, Dum Dumma Dum Dumma

Activity 2.6 (c)

Read the poem in pairs, with proper rhythm and pause.

IF I COULD FLY

If I had a pair of wings, with which to fly,
I'd soar straight away up into the sky
I'd carry a brush, and paints in colours bright,
So, I could paint every fluffy cloud in the sight,
I'd paint them purple, yellow and green.
They'd be the prettiest you've ever seen!
I would paint a rainbow in the sky every single day.
So, I can watch them when I work and play.
And when the moon and stars come out at night,
Perhaps I'll paint them too, for my delight.



Activity 2.6 (d)

Choose a poem card and recite it.

Golden words rhyme

Say please, when you need some help la la la
It's a golden word that get you everything la la la
Say sorry, when you are wrong la la la
It's a golden way that gets you respect la la la
Say thank you, when you get something la la la
It's a golden word that makes others happy la la la
Don't forget please sorry thank you
These are golden words that always help you.
Don't forget please sorry thank you
These simple words work wonders for you.


There is a cobbler down the street,
Mending shoes for little feet.

With a bang, and a bang and a bang, bang, bang,
And a bang and a bang and bang, bang, bang
Mending shoes, the whole day long.
Mending shoes to make them strong,

With a bang, and a bang and a bang, bang, bang,
And a bang and a bang and bang, bang, bang!



I'm a little teapot short and stout.
Here is my handle, here is my spout.
When I get all steamed up, hear my shout.
Just tip me over, and pour me out!



Little Boy Blue come blow your horn.
The sheep in the meadow, the cow's in the corn.
But where's the boy who looks after the sheep?
He's under a haystack fast asleep.
Will you wake him? No - not I.
For if I do, he's sure to cry.



Activity 2.7

Complete the rhyme and recite it.

One, Two buckle my shoe.

Three, Four shut the door

Five, Six pick up the sticks







Seven, Eight lay them straight

Nine, Ten a big fat hen

[lay them straight, buckle my shoe, a big fat hen, pick up the sticks, shut the door]

Activity 2.8

Recite the poem with picture clues.

There is a 	That loved to lay on 
Days passed and one day,	She turned into a 
I love the 	And she is colourful
I feel like touching her soft 	But she flew near the 

Activity 2.9

Scan the QR code and listen to the rhymes.

Activity 2.10

The story given below is incomplete. Read and try to complete the story. Then read the story with proper pause and intonation before the class.

There was a girl named Pinku. She was very good at her studies. But she was very naughty. She was very curious about different things that she came across. One day she went near a river. She found a boat there. She thought of climbing the boat and -

She climbed the boat. The boat moved in the river. She enjoyed much more. Now the boat is in danger. It is going very fast. She cried and a man saved the boat from sinking. She came to shore and thanked the man.



man warned not to go in boat alone.
she agreed and decided to not be
naughty but go safety.

Activity 2.11

Read the following story with proper pause, intonation and pronunciation.

The Story of Ekalavya

Drona was standing under a tree surrounded by the Pandava and the Kaurava princes at his ashram. He said he was very glad that they had learnt all the tricks of archery. Arjuna said that Drona had not taught them the art of shooting at an unseen object. Drona said it was the most skilful trick in archery, aiming at an object just by the sound. They would learn it soon.

Suddenly a boy entered and bowed to Drona. He said that he was Ekalavya, the son of Hiranyadhanus. Drona asked whether his father was the hunter chief of the southern forest. Ekalavya said he was, but he is no more. Drona said that his father was a bold hunter. He then enquired Ekalavya what made him to come to his Ashram.

Ekalavya said that he wanted to learn the art of archery in order to protect the fawns from the wolves because the wolves had increased in his forest and the fawns had no safety. So, he asked Drona to take him as one of his pupils. Drona said that his thought was very noble. However, Arjuna said to them by saying Drona could not take Ekalavya as a student because he was not a prince.

Ekalavya asked Drona to teach him archery that is just enough to save the poor animals. But Drona said he could not consider anyone other than a Kshatriya or a Brahmin as his pupil. But Drona blessed Ekalavya with his blessings. Ekalavya considered Drona as his Guru and decided to learn the art of archery with his blessings. Saying so, he prostrated before him and left.

Two years later, in the forest, Drona's idol stood decorated with flowers under a tree. Ekalavya was bowing before it with some deer grazing peacefully at a distance. Addressing the idol, Ekalavya said he had learnt the art of archery with the blessings of Drona. He exclaimed he was lucky to have him as his Guru because he had reached his goal- the fawns were free from trouble.

Suddenly he heard the barking of dogs at a distance so he shot an arrow in the direction of the sound. At that time, Drona entered with Arjuna and other princes and saw a poor dog with arrows in its mouth.

Ekalavya prostrated before Drona to pay his respects. Drona remarked that he had gained amazing skill in archery in this short period, so his teacher must be a great one. Arjuna was surprised that Ekalavya had mastered the art of shooting arrows by detecting the source of sound.

Ekalavya said it was all because of the blessings of Drona. He learnt all the tricks of archery under his guidance. Arjuna exclaimed that Drona had promised to make him as the greatest archer in the world.

Drona said that he had always been with Arjuna. It was Ekalavya's devotion that made him a good archer. Arjuna said that Drona had not kept up his words. At this situation, Drona said that if Ekalavya claimed him as his teacher, then he would have to give him Gurudakshina. He demanded Ekalavya's right-hand thumb as Gurudakshina.

Ekalavya went to the idol, bowed before it, took his knife from his belt, and cut off his right thumb. He put it at the feet of the idol, took it again and came back to Dronacharya. He offered it to Drona and asked him to accept it and bless him. He also said that the forest was free from wolves and his fawns were safe. So, he no longer had needed his bow.

Ekalavya turned to Arjuna and told him that he was now the greatest archer as he would no longer be an archer with his thumb cut. So, Drona's promise to him was fulfilled. Drona exclaimed that Ekalavya was a noble soul and blessed him.

What I have Learnt (Tick the appropriate column)

Statements	I need more support to do this	I can do it with the help of the peer group	I can do it with the help of the teacher	I can do it independently
I can read the given words and sentences with clear pronunciation				
I can recite the given poems with proper stress and intonation				
I can read the given stories with proper pronunciation				
I can read an unseen passage with proper intonation, stress and pronunciation				

Constructive Feedback

Date:

Teacher's Signature

Unit 3

LEARNING OUTCOME : Participates in different activities such as role play, poetry recitation, skit, drama, debate, speech, elocution, declamation, quiz etc, organized by school and other such organizations.

Activity 3.1

Pick out a role play card and play the role.

Hello everyone,
I'm a driver.
I help you to travel to different places.
I take you there safely.
I love my job.

Hello I'm a blacksmith,
I make different tools from iron.
So, you can work easily in your garden or farm.
I need a lot of energy to beat the iron into different shapes.

Hello there,
I'm a carpenter.
I prepare a variety of furniture for your house and school.
I help you while building your house.
I even repair wooden things for you.
Its I who prepare your hockey sticks and cricket bats.

Hi friends,
I'm a cobbler.
I work hard every day to make nice shoes for you.
I get your torn footwear repaired as well.
Have you seen me anywhere?

Hello friends,
I'm a goldsmith.
I make beautiful ornaments out of gold or other metals.
Your earrings, necklaces, anklets all are made by me.
I help you look more beautiful.

Hello friends.
I'm a farmer
I work hard in the fields. I grow crops that are needed for you.
I have to work under hot sun, storms.
I also rear animals like cattle and goats.
I'm the backbone of our country.

Activity 3.2

Read the dialogues and do a role play by taking different roles.

At the Metro

Saritha : Excuse me, Madam

Clerk : How can I help you?

Saritha : I need tickets to M. G. Road.

Clerk : How many?

Saritha : We're three. Two kids and I.

Clerk : That will be Rs. 90.00.

Saritha : Is there any concession for kids?

Clerk : How old are they?

Saritha : One is eight and another is ten.

Clerk : Then, you have to take full tickets for them.

Saritha : Here's the money.

Clerk : Take your tickets, Madam.

Saritha : Thank you.

Clerk : You are welcome.

Activity 3.3

Take the roles and enact the dialogues.

[In a village there lived two friends called Tinku and Minku.]

Tinku : Hi Minku, shall we go for an outing today?

Minku : Hi ^TMinku, it's a good idea. Where shall we go?

Tinku : Shall we go to a water fall?

Minku : Yes, that's a good idea.

Tinku : We shall go to the nearby village, there is a water fall.

Minku : Yes. Let us go then.

[Both of them get on their bicycles and go to the neighbouring village. They reach the waterfall.]

Minku : Wow! What a beautiful place it is! I'm so happy to see this.

Tinku : I had come to this place with my uncle.

Minku : Let's not waste any time. Let us get into the water.

[Both start playing in the water. After a few minutes, they notice a boy drowning in the water.]

Tinku : Hey Minku, look at him. The boy is drowning in the water. He is in danger.

Minku : Yes, I think he needs our help.

Tinku : We shall go and help him.

[Both of them rush to the boy and get him out of the water. This brave act of the boys gets appreciated by everyone.]

Activity 3.4

Listen to the story of "Neerja Bhanot" and complete the dialogues with the help of the clues given.

[hurt, 3 children, emergency exit, passports, Americans, hide, plan]

Neerja Bhanot : Please don't hurt anybody.

- Terrorist** : Go and get all the passports of American passengers.
- Neerja Bhanot** : OK, we will collect it for you.
- Air hostess 1** : They will kill the Americans if we give them the passports.
- Neerja Bhanot** : No, we will hide the passports of American passengers.
- Air hostess 1** : OK.

[They hide all the passports and Neerja tries to open the emergency exit of the plane]

- Terrorist** : Hey, what have you done? [Opens fire]
- Neerja Bhanot** : Get all the passengers to the exit door.
- Air hostess** : There are 3 children stuck on a seat.
- Neerja Bhanot** : OK, I will get them. You please go out with the passengers.
[Saves the children]
- Terrorist** : You have ruined our plan. I will kill you. [Shoots her]

Activity 3.5

Listen to the story being read / played by your teacher and identify the characters, frame your own dialogues for the roleplay. You can use your mother tongue if needed, take the help of your teacher.

Activity 3.6

Practise these dialogues and enact the skit in your school assembly.

[Shalu is cleaning vessels in a hurry.]

- Mother** : Shaloo, What are you doing?
Did you finish cleaning the vessels?
- Shalu** : Yes Amma. I am almost done.
- Mother** : Sweep the floor after completing that. I will go to work.
- Shalu** : What...! I'm getting late for my school Amma.
- Mother** : You need not go to school today.
Be at home and do all the household work.
- Shalu** : But Amma, I didn't go to school for the past 2 weeks.
I want to go to school today.
- Mother** : Listen to what I say.
Who will look after your younger brother if you go to school?

[Shalu starts weeping]

[The teacher enters with a few students]

- Teacher** : Hey Shalu, why are you crying? What happened?
- Shalu** : Teacher, I want to come to school.
But Amma doesn't allow me to go to school.
- Teacher** : Why Akka? What is the problem?
- Mother** : I need to go to work. There is no one to look after her brother at home. Moreover, what is the use of going to school?

- Teacher** : You can send him to Anganwadi. They take good care of small children.
- Mother** : Shalu is there to take care of him. What will she do with education? All she has to learn is to cook and take care of children.
- Teacher** : Why are you saying this? Education is a fundamental right of every child. You can't take away her rights like this just because she is a girl. Even girls can achieve great things with education. Please don't spoil Shalu's dreams.
- Student 1** : Yes aunty, she is good at studies. She draws so well.
- Student 2** : She is good at sports as well aunty. Please let her come with us.
- Shalu** : Yes Amma. I will study hard. I will get a good job and look after you and my brother. I will help you in house chores every day I promise. Please let me go Amma.
- Mother** : OK then, take your brother to the Anganwadi. Wish I too was educated. I need not work like this.
- Teacher** : Thank you Akka. (Addressing Shalu) Shalu, get ready, let us go to school.
- Shalu** : OK teacher.

[Shalu goes to school with her teacher and friends happily]

Activity 3.7

Look at the pictures and write 4-5 sentences about each picture using the given clues. One is done for you as an example. Collect some more information, if necessary, and try to deliver a short speech on the topic.



Independence Day is celebrated on 15th of August every year. On this day our country became independent from the British rule. We remember the great sacrifices of freedom fighters and pledge to be faithful to our nation by fulfilling our duties.



Gandhi Jayanti- 2nd October- father of nation - satyagraha- freedom fighter- truth and non-violence
 Gandhi Jayanti is celebrated on 2nd October every year. Gandhi is known as father of nation.

He tried Satyagraha, with truth and non-violence against

British. He is a freedom fighter.


Bhimrao Ramji Ambedkar born on 14th April. So Ambedkar Jayanthi is celebrated on 14th April every year.



He was the chairman of Constitution drafting Committee. So he is known as father of constitution.

Ambedkar Jayanthi- Bhimrao Ramji Ambedkar-14th April- father of constitution-Chairman of constitution drafting committee- First Law minister

Teachers' day is celebrated on 5th September. This day sarvapalli Radhakrishnan borned who is a great Teachers' day- 5th September- Sarvapalli Radhakrishnan- great philosopher and teacher- first vice president of India - 2nd President of India- Bharatha Rathna



philosopher and teacher. He was first vice president and 2nd president of India. He was Honoured Bharatha Ratna award

Children's Day



The birth day of Jawaharalal Nehru is celebrated as children's day on 14th November. He was a freedom fighter- 14th November- Freedom Fighter- 1st Prime Minister- fond of Children - Bharatha Rathna fighter and 1st prime minister of India. He was very fond of children. And got Bharatha ratna award.



Kannada rajyotsava is celebrated on 1st November by Kannada speaking people. Karnataka Rajyotsava-1st November- Kannada speaking people- Mysore state- 1973 November 1 - Karnataka- hoist flag- red and yellow Karnataka named on 1973 Nov-1 Before it was a Mysore state. on that day people hoist a red and yellow flag

Activity 3.8

Listen to the speech read / played by your teacher. Write a brief note about what you heard.

You can write notes based on the following points:

Who's the speaker? Who has made this speech? When was it made? What did you like the most in the speech?

Speaker our teacher Revanasiddappa.

He is our Kannada teacher. His speech on freedom movement. On 15th August 2023 he remembered the sacrifices of freedom fighters. They struggled with British and brought freedom to India.

Now we have a duty to utilise it. And help the others to live well. Students have to work hard to get their education. Then they will achieve the best for our country.

Activity 3.9

Roshni wants to present a speech on the occasion of World Environment Day in her school. She has prepared a speech. But some words are missing in the speech. Can you help her complete the speech?

Use the clues given.

human, 5th of June, awareness, pollution, water, industries, shelter, Trees, food

Respected teachers and my dear friends,
I'm here before you to speak on the topic of "World Environment Day". We celebrate World Environment Day on 5th of June every year. This day reminds us that we need to protect our environment. Because we are depending on the environment that surrounds us, for water, food, shelter and various other things.

Environmental pollution has been a hot topic for discussion. The factors that cause environmental pollution are various human activities and the high growth of population. Smoke and sewage water emitted by the industries, garbage, drainage water produced by the cities are polluting our earth.

We need to stop these things before it's too late. Trees are the true guardians of our environment. They purify the air, control the temperature, provide us rain, also prevents soil erosion. So let us plant more and more plants and take care of them.

Let us be key instruments in keeping our environment neat, clean and healthy. Let us spread the awareness regarding the protection of environment.

By this, I would like to conclude my speech. Thank you for the opportunity.

Activity 3.10

Read the speech given below and practise how to deliver this speech.

Hello everybody,

I'm standing before you to share my thoughts on the topic 'Value of Time'.

There is a famous saying that "time and tide waits for none". Time is precious in everyone's life. We should not waste time in any way. Likewise, we can earn back the amount of money we have spent but we can never get back the time we have lost. However, this makes our time more valuable than money. Hence, we must utilize our time in the most possible effective way. This helps us and the society to grow towards a better tomorrow.

Moreover, we should learn the importance and value of time. We regret later if we waste time. So let us all understand the importance of time and try to utilize the time effectively. Thank you.

Activity 3.11

Write a small speech thanking your mother for what she does for you every day and present it in the class. Use L1 if needed.

Amma

My dear, thank you so much for giving me your love, care and everything. you looked after my all needs you supported me in everything. Thank you ~~to~~ Amma.

Activity 3.12

Choose a topic from the box below, write a short speech about it and present your speech in the class.

My favourite person, My favourite freedom fighter, If I were a bird, If I were a tree, My favourite tv show, My favourite food, A book I read recently, My favourite sports, I want to be a Doctor/Engineer/

Activity 3.13

Scan the QR code and listen to the speeches.



Activity 3.14

Your teacher will conduct a quiz. Participate in it.

- Dronacharya was standing under a tree surrounded by the Pandava and the Kaurava princes?
Dronacharya, Ekalavya, kunthi, krepacharya
- Arjuna is known as Shabdhavedi?
Karna, Drona, Arjuna, Bhishma
- Arjuna is the name of the boy who prostrated before Drona?
Arjuna, Dhuryodhana, Karna, Bhima
- Son of Hiranyadhanu was Ekalavya?
Son of Hiranyadhanu, one among the Pandavas, one among the kauravas, son of Dronacharya
- Ekalavya wanted to learn archery
Music, archery, slokas, none of these
- Fowls were afraid of Ekalavya
Tigers, Lions, wolves, Ekalavya
- Dronacharya's idol Ekalavya prepare before learning archery?
Bhima, Arjuna, Dronacharya, Bhishma
- Dronacharya asked Gift from Ekalavya.
Gift, money, gurudakshina, arrows
- Ekalavya offered Right thumb as his gurudhakshina.
Right thumb, left thumb, bow, arrow
- Arjuna was afraid of Ekalavya's skills?
Karna, Arjuna, Dronacharya, Bhima

Activity 3.15

Participate in the quiz conducted by your teacher

- I work in the garden.
Works, work, working, none of these
- She cooks in the kitchen. The pronoun used in this sentence is she.
He, she, kitchen, Cooks.
- He sang melodiously.
Sang, wrote, drew, spoke
- Pinku dances gracefully. The underlined word is a Noun.
Pronoun, Noun, verb, adverb
- He teaches in an university.
A, an, the, and
- I went into the park.
On, into, in, under
- He drives carefully.
Carefully, care, careless, all the above
- He was an honest person.
A, an, the, all of the above
- He showed concern on his words.
On, in, of, above
- Ram and Rahim worked hard.
But, and, or, so

What I have Learnt (Tick the appropriate column)

Statements	I need more support to do this	I can do it with the help of the peer group	I can do it with the help of the teacher	I can do it independently
I can read the dialogues				
I can take roles and participate in simple role plays				
I can speak on the given topic				
I can write and present short speeches in the class				

Constructive Feedback

Date:

Teacher's Signature

Unit 4

LEARNING OUTCOME : Engages in conversations in English with family, friends and people from different professions such as shopkeeper, sales person, etc using appropriate vocabulary.

Activity 4.1

Can you complete their dialogues?

Hi Pinky,
How are you



I am fine.
and how
are you?



I'm fine too.
Where are
you going?



I am
going for
shopping



Wear a mask
while going
for shopping.



OK, I will
get and
wear it



Bye, Take care
Pinky. Have a
nice time



Thank you
Jaffer.



Activity 4.2 (a)


Talk to Dr Hathi by answering his questions.

Hi there, What is your name?




My name is Jaffer.

How old are you?



I am 12 years old.

Where is your house?




My house is in Kodaganuru.

What is the name of your school?




My school name is
GHPS
Kodaganuru

Which standard are you studying in?



I am studying
7th standard

Nice to meet you dear. All the best for your studies. Take care, Bye



Thank you,
All the best. Bye

Activity 4.2 (b)

Pair work - Write about yourself (self-introduction) in the space given below. Have a conversation with your friend introducing each other.

You can begin like this...

You : What is your name?

Friend : My name is Arun. What is your name?

You :- My name is Jaffer. What is your father's name?

Friend :- My father's name is Nagaraj and yours?

You :- My father's name is Shafiulla.

Friend :- Where are you from?

You :- I am from Davanagere.

Friend :- What are you studying?

You :- I am studying 7th std in G.H.P.S. Kodagere.

Friend :- Oh, see you. **You** :- Yes, Bye.

Activity 4.3

Have a conversation with Pinky about her daily routine. Write your responses in the column given below.

Pinky: I get up at 6 o'clock in the morning. What time do you get up?	Me: Oh, I also get up 6 o'clock in the morning.
Pinky: I brush my teeth and wash my face. What do you do after getting up?	Me: Yeah good habit. But I will do that after coming from toilet.
Pinky: I pray to God and then study. What do you do after you fresh up?	Me: Yes, I also do the same.
Pinky: I walk to school. How do you go to school?	Me: I also go to school by walk.
Pinky: My school starts at 9 am. What time does your school start?	Me: It is. My school starts at 9-50 AM.
Pinky: I eat my lunch with my best friend. Who do you have your lunch with?	Me: I also have my lunch with my friends.
Pinky: I go home at 4pm. What time do you go home?	Me: I go home at 4:30pm.
Pinky: I study for an hour in the evening. How long do you study everyday?	Me: I also study an hour in the evening.
Pinky: I eat my dinner at 8.30 pm. What time do you have your dinner?	Me: I eat my dinner at 8:00pm.

Activity 4.4

Listen to your teacher reading the following samples of conversation.

Railway inquiry

Girl : Excuse me, Madam.

Station master : Yes please.

Girl : Could you please tell me, what time is the next train to Bangalore?

Station master : Yes. The next train to Bangalore is at 6.45 pm.

Girl : Can you tell me what time it will reach Bangalore?

Station master : It will reach Bangalore around 4 am early in the morning.

Girl : OK, thank you for the information.

Inquiry regarding a cultural program

Boy : Hello, can you please tell me when the program is scheduled to start?

Organizer : It will start in a short while from now. It is scheduled to start at 7pm.

Boy : Oh, then I'm not late, who is the guest performer today?

Organizer : Mr Singh and his troop will be performing tonight.

Boy : Oh that's nice. Thank you for the information.

Organizer : You are welcome sir.

Activity 4.5

Government Hospital

Patient : Hello doctor, I have stomach ache.

Doctor : Since when?

Patient : From the past 3 days.

Doctor : What did you eat? Did you have food outside?

Patient : I ate some junk food in the past few days.

Doctor : Oh. Then you have got food poison. Better you avoid eating junk food and eat some light food.

Patient : Ok Doctor.

Doctor : Here is the prescription. Take the medicine as mentioned here.

Patient : OK Doctor. Thank you.

Complete the conversation between two friends with the help of the clues given.

(buy, gift, nice, who, computer, birthday, draw)

Shima : Hey Sonu, when did you buy this computer?

Sonu : I didn't buy it. I got it as a gift.

Shima : Wow, who gifted it to you?

Sonu : My father gifted this on my birthday.

Shima : Oh great, What do you do with your computer?

Sonu : I draw pictures, I watch movies, I can even do my science project.

Shima : Oh.. that's nice. Computer is a useful device.

Activity 4.6

Complete the conversation of a farmer and a student. Perform a role play.

Student : Hello sir, I'm very glad to have you among us. Welcome to you sir.

Farmer : Thank you. I'm very happy to meet you all.

Student : From how many years are you practising this profession?

Farmer : From child hood. about 20 years.

Student : How do you get into this job?

Farmer : My father is a farmer. So, I too became a farmer.

Student : What are the crops you grow?

Farmer : I grow vegetables especially tomatoes.

Student : Do you use any fertilizer in your land?

Farmer : Yes, I do. But not much.

Student : Great sir, through this we have come to know that you are a nature friendly farmer.

Farmer : Yes it is our duty to save nature

Student : Thank you for spending your time with us sir. We would like to visit your farm once.

Farmer : Always welcome to my farm. Good bye

Activity 4.7

Assume that you have a family picnic in summer vacation. Prepare a conversation among the family members on the preparations to be made for the picnic. Use your mother tongue if needed.

Consider the points given in brackets.

[finalising the places, date, duration of picnic, place for your stay]

Father:- where can we go for a picnic.

Mother:- In this summer we have to go to hill station

Abdul Rahman (son):- we have to go Kemmannugundi.

It is a place where odeyar prince come to spend summer.

Madecha (daughter) :- Yes, we also visit there a falls called kallattagiri falls.

Abdul Mateen (younger brother) :- yes, I am to curious please papa, let's go there I will enjoy in water falls.

Activity 4.8

Pick any one topic and write a conversation. Present it in front of the class.

1. A student enquiring about the school tour with the teacher.
2. A friend enquiring about the examination timetable with a friend
3. A customer enquiring about the product with a sales person.
4. A patient enquiring a receptionist about an appointment with a doctor.
5. A passenger enquiring about buses to Gadag with the Traffic Controller.

▷ A student enquiring about the school tour with the teacher

Student:- when we go to the tour sir?

Teacher:- we will go on 22 december.

Student:- Is bus booked sir.

Teacher:- yes. you have to come 4-AM.

Student:- what about meal sir?

Teacher:- you have to bring two times meal

Student :- What about Jeep sir?

Answer :- Each student has to bring 500 Rupees

Student :- OK, Sir. which places we are
(visiting Sir)

Teacher :- Amouthapura, Kemmannagundi,
Kalkattagori falls, Bhadra dam.

Student :- Sir, thank you

Activity 4.9

BE A CUSTOMER

Your teacher will give you role play cards, take roles and practise the conversation as guided by your teacher.

What I have Learnt (Tick the appropriate column)

Statements	I need more support to do this	I can do it with the help of the peer group	I can do it with the help of the teacher	I can do it independently
I can read the dialogues				
I can take roles and participate in simple role plays				
I can complete the given conversations.				
I can present a short conversation on the given topic.				

Constructive Feedback

Date:

Teacher's Signature

Unit 5

LEARNING OUTCOME : Thinks critically and responds to questions based on texts from books, events, characters, ideas or themes.

Activity 5.1

Say who I am.

1. I am an appliance (electrical device) that has blades. You can turn me on. I keep you cool. Who am I?
A.C. Air cooler.
2. I am a small crawling animal. Some people use me to catch fish. Who am I?
Earth worm.
3. I am a book that tells you what words mean. My words are listed alphabetically. Who am I?
Dictionary.
4. I am something that makes a very shrill noise. A referee uses me during the basketball game. Who am I?
Whistle.
5. I am a bunch of hair; I grow on the man's upper lip. Who am I?
moustache.

Activity 5.2

Read the passage and answer the questions.

"I have won!" cried Rani excitedly. She couldn't wait to go home and tell her parents the good news. She had won the first prize in a drawing competition organized by the club in the neighbourhood.

On the way home, Rani came to a zebra crossing. Without looking at the signal, she rushed into the road. A motorcyclist could not stop in time. There was a loud crash and Rani fell. She was in a daze. Fortunately, she was not badly injured.

Rearrange the following sentences by putting numbers in brackets.

- a) She was hit by a motorcycle. [4]
- b) The club had organized a drawing competition. [1]
- c) She was little hurt. [5]
- d) Rani had won the first prize in the competition. [2]
- e) Rani wanted to go back home to inform her parents. [3]


Write an adjective that describes Rani. winner

What would you do to help Rani?

I help Rani in getting up and go to the hospital. I will explain doctor the incident. Then I will go to her parents and explain them and bring them to Hospital.

Activity 5.3

Look at the picture below and answer the questions:



1. Where do you think Rani is?
Rani is on kids train.
2. What is Rani doing?
Rani is riding train
3. Is Rani enjoying? What makes you think so?
Yes. her face is a smiley face.
4. Give one evidence from at the picture that shows Rani is adventurous.
Rani playing train game and
5. Share any one of your adventurous experiences with the class.
we are going to tour to Kemmanugundi.

Activity 5.4

Think-Pair-Share

Rani's boat is sinking! There is a deserted island nearby. She can swim there, but she can only take one bag with her. Help Rani to choose four items to help her survive on the island.

Lamp	Mobile	Match box	First aid kit	Axe
Shoes	Boat	Book	Map	Food
Mirror	Knife	Rope	Watch	Mobile charger

- Item 1 : Mobile
Reason : She may inform to her parents.
- Item 2 : Food.
Reason : She has to be survived.
- Item 3 : Match Box
Reason : At night fire will be safe for her.
- Item 4 : Boat
Reason : She will try to escape from there

Activity 5.5

About Self

Answer the following questions to know more about your own self:

1. What do you think you would become when you grow up? (e.g: politician, teacher, lawyer, police constable, sports person)
Sports person.
2. Why would you choose that profession?
Because, I play volley ball and kabaddi well
3. What are the qualities that you admire about that profession?
good health, playing technique, strength
4. What qualities do you possess that makes you feel you are suitable for that profession?
I have to take training and coaching.
5. What qualities do you need to acquire to reach your goal?
I have to gain confidence.

Activity 5.6

Say what you would do in the following situations.

Situation 1 : While you're coming to school, you see an old lady who is struggling to cross the road.

Situation 2 : Your mother is sick today; she is struggling to get out of the bed to do household chores.

Situation 3 : You sit for lunch break with your friend; your friend has forgotten to bring his/her lunch box.

Activity 5.7

Let's Celebrate

Read the following paragraph and express your views on the following questions:

On 15th August 1947 India became independent from the British Empire following the Independence Movement led by Mahatma Gandhiji and his message of non-violence. The handover of power was overseen by Lord Mountbatten, the last viceroy of India. Jawaharlal Nehru became the first Prime Minister of India and raised the Indian National Flag above the Lahori Gate of the Red Fort in Delhi in honour of the celebrations.

1. When did India get its independence and from whom?

On 15th August 1947. India got independence from British.

2. What was the message of Gandhiji?

Gandhiji's message of non violence.

3. How did India celebrate the Independence day?

India All people celebrate by hoisting tricolour flag.

4. What are the demerits of being dependent on outside rulers ?


We have to Obey their rules .

5. Express your feelings about living in an independent country.

We are happy. We have every rights for living as we wish.

Activity 5.8

Look at the poster and answer the questions given.



1. What is the poster about?
It is about water pollution.
2. How is plastic harmful?
Plastic did not get decomposed. It remains in the environment.
3. Which are the creatures that are affected by the use of plastic?
Fishes, humans, animals, birds.
4. Why should we not use plastic?
Because, plastic cannot be decomposed.
5. What are the measures to be taken to avoid using plastic?
The usage of plastic should be minimized.
6. What is an alternative according to you and how will you contribute to the conservation of nature?
Paper bags, cloth bags should be used.

Activity 5.9

Read the story and answer the questions:

THE TORTOISE AND THE HARE

A Hare was making fun of the Tortoise one day for being slow. "Do you ever get anywhere?" he asked with a mocking laugh. "Yes," replied the Tortoise, "I get there sooner than you think. I'll run a race and prove it."

The Hare was not much amused at the idea of racing with the Tortoise, but just for fun he agreed. So, the Fox, who had consented to act as a judge, marked the distance and started the runners off.

The Hare was soon far out of sight, and to make the Tortoise feel ridiculous, he lay down beside the tree to take a nap until the Tortoise could catch up.



The Tortoise meanwhile kept going slowly but steadily and after some time went past the place where the Hare was sleeping. But the Hare slept on very peacefully; and when he woke up, the Tortoise was near the goal. The Hare now ran his swiftest, but he could not overtake the Tortoise in time and lost the race.

1. Name the characters mentioned in the given story.

The tortoise, the hare and the fox.

2. Who won the race?

The tortoise

3. Why did the hare lose the race?

Because, it slept on the way during the race.

4. Why did the tortoise win the race?

The tortoise continued until the goal reached.

5. Now change the climax / ending. Imagine that the Hare won the race instead of the Tortoise and retell the story in your own sentences. You can use your mother tongue if necessary.

6. Give a title to the story.

Story of hare and tortoise

7. What did you learn from the story?

We should not mock at anyone.

Activity 5.10

Debate

Children will express their views on the topic "Should children be allowed to use mobile phones in the school?"

Do's of Debate:

- Wait for your turn to put forth your ideas.
- Discuss & organize your thoughts in the group.
- Remain quiet while opposition group is presenting their ideas.
- Encourage each speaker.
- Be humble in your argument.
- Use polite language.

Don'ts of Debate:

- Don't hurt anyone's feelings.
- Don't shout or raise voice.
- Don't forget the mannerisms of stage.
- Don't interrupt while others are speaking.

Unit 6

LEARNING OUTCOME : Infers the meanings of unfamiliar words by reading them in context.

Activity 6.1 (a)

Read the words aloud, arrange them in alphabetical order and write them in the space provided.

Mango, bull, door, zenith, parrot, cold, umbrella, sheep, green, humble, flower, ankle, queen, witch, eagle, xerox, yawn, income, kitchen, organise, lamb, vanish, truth, jackal, nature, rush

Ankle	bull	cold	door
eagle	flower	green	humble
income	Jackal	kitchen	Lamb
Mango	nature	organise	parrot
queen	rush	Sheep	truth
Umbrella.	vanish	witch	xerox
yawn	zenith.		

Activity 6.1 (b)

Arrange the words in alphabetical order. Use the dictionary if needed.

stamina	strength	sanitizer	sick	strong
sanitizer	Sick.	stamina	Strength	Strong.
class	campus	child	chalk piece	corridor
Campus	chalk piece	child	class	Corridor

drop	drizzle	dam	drown	drink
clam	drink	drizzle	drop	drown
cow	crow	cat	cheetah	camel
camel	cat	Cheetah	cow	crow
funny	furious	faithful	foolish	fearless
faithful	fearless	foolish	funny	furious.

Activity 6.2

Circle the odd one out.

- School, teacher, carpenter, students, headmaster
- Scale, pencil, scrubber, eraser, compass
- Lion, tiger, leopard, goat, wolf
- Head, shoe, neck, leg, nose
- Potato, apple, banana, grape, cherry
- Tea, juice, coffee, cake, milk

Activity 6.3 (a)

Observe the picture and write the words related to it in the given space.



(Faint handwritten text, likely bleed-through from the reverse side of the page)

Boat	House	tree	water
mountain	Bird	sky	road.
grass	Bridge	cloud	farm

Using the above words, say a few sentences about the picture.

Activity 6.3 (b)

Observe the picture and list out the words related to it.








PEOPLE	ANIMALS	ACTIONS	THINGS
Grandmother	ox	cooking	Bowl
Grand father	Hen	washing	Knife.
Girl	Crow	playing.	Spect
Boy.	cheese	drying	cloth.
Uncle			Bucket
anty			putti

Use the above words and say a few sentences about the picture.

Activity 6.4

Guess the meanings of the words in bold. Use pictures as clues.

1. Rocky is **furious** at the boys. - Angry. 
2. Rocky is **delighted** today. - Happy 
3. Rocky is **astonished** to see a huge elephant. - Surprise 
4. Rocky is **depressed** about something. - Sad 
5. Rocky is **exhausted** after working whole day. - tired 

Activity 6.5

Read the given sentence and find out the meanings of the words in bold, using a dictionary.

1. The attender **rings** the bell.

sounded, informed

2. I have huge collection of **stamps**.

A small piece of paper with a picture on it.

3. He went to **book** a ticket.

to arrange a ticket.

4. There were **bats** on the trees.

Chiroptera

5. There is enough water in the **well**.

A deep hole in the ground for water

6. He tried to **fly** like a bird.

move through the air using wings

7. Her father presented her a **watch**.

time telling machine.

8. The woodpecker was pecking on the **bark** of a tree.

Outer layer of tree's trunk.

9. The post master put the **seal** on the letter.

Symbol of approval.

10. Students **left** their work and helped their teacher.

Stopped


Activity 6.6

Fill in the blanks choosing the correct word.

1. When you have done something wrong to someone, you say Sorry.
(sorry, please)
2. When you want to interrupt someone, you say excuse me.
(thank you, excuse me)
3. When you are requesting someone, you say please.
(pardon, please)
4. When somebody helps you, you say thank you.
(sorry, thank you)
5. When you didn't hear or understand someone, you say pardon me.
(thank you, pardon me)

Activity 6.7

Read the clues and complete the crossword puzzle.



Across

2. Something that connects two things
5. An exciting activity that needs a lot of courage
6. Lying flat on the ground to bow in respect
9. A quality of being true
10. An act of harming the environment
12. Using something more than once

Down

1. Another word for bravery
3. An act of caring for others
4. What comes after nineteen
7. An essential gas for breathing
8. An act of supporting someone.
11. An act of following instructions

Activity 6.8

Fill in the blanks with a suitable word that suits the context.

Today is Dolly's birthday. She and her mother went to buy (bye, buy) a new (knew, new) dress for her. She wanted a blue (blue, blew) dress. But her mother liked a red (red, read) one. Dolly looked unhappy. So, mother asked her to choose (choose, chews) a dress for herself. Dolly was very (very, vary) happy now. On her way back home, she happened to meet (meat, meet) her dear (deer, dear) friend Shiny. She gifted her a flower (flour, flower). Dolly went home happily.

Activity 6.9

Read the passage, write the meanings of the underlined words and replace them with words of similar meaning.

	Meaning	Alternative words
1.	to fight	fight
2.	very well known	Mythical.
3.	fight	fight.
4.	take into control by force	arrested
5.	to fight against.	opposed
6.	to become free	ran

Laxmi Bai was the queen of Jhansi. Her struggle with the British is legendary. The battle began early in June 1857. Sir Hugh Rose captured the fortress of Jhansi in March 1858. Rani Laxmi Bai resisted but Jhansi was captured by the British when traitors opened the gates of the fortress for them. On the night of 4th of April 1858, she escaped from the fortress and joined Tantia Tope at Kalpi. Rani Lakshmi Bai and Tantia Tope captured the fort of Gwalior from Sindhia. She died fighting the British on 17th of June 1858 at Gwalior.

Activity 6.10 (b)

Choose the words from the help box and match them with their meanings.

Hygiene, Fitness, Stamina, Sanitation, Nutrition, Germ, Vaccine

The ability to do something that involves a lot of physical\mental effort.	Stamina
We get this by eating healthy food.	Nutrition
Keeping yourself and things around you clean, in order to prevent disease.	Hygiene
A very small living thing that causes disease.	Germ
The condition of being fit and healthy.	Fitness
A substance used to protect humans from a disease.	Vaccine
The process followed to keep places clean, especially by removing human waste.	Sanitation

Activity 6.11

Read the story and find out the meaning of the words given in the table.

Venkatesh was an 11 year old fearless boy, who was a student of class 6th in Rayanakumti, Raichur district. His village was on the banks of River Krishna. Once a flood hit his village, an ambulance was stuck on an overflowing bridge. The vehicle carried a dead body and 4 other people. The daring Venkatesh saw the helplessness of the ambulance driver. The courageous boy jumped into the river which was dangerous to swim. He swam towards the spot and guided the driver towards safety. With his bold act he not only saved the lives but also his bravery was recognised by the government. He was awarded national bravery award by INDIAN COUNCIL FOR CHILD WELFARE for his valour.

Sl No	words	What I think the word means {in English/ L1}	What I know, after looking up in the dictionary
1.	fearless	no fear	without fear
2.	flood	plenty water	great flow of water
3.	overflowing	more than full.	flood
4.	daring	bold	adventurous
5.	helplessness	not able to help	wanting assistance
6.	courageous	bold	daring
7.	Spot	place	place/locality
8.	guided	informed	lead, direct
9.	bravery	bold	Courageous.
10.	recognised	know again	identify
11.	awarded	Selected as best	adjudge
12.	valour	Courage	rampart courage especially in battle




We travelled to Chitradurga by bus and we visited the fort early in the morning



The fort is popularly known as "Elu suttinakote".
(The fort of seven circles)



We visited to Sampige Siddeshwara temple.



Also we went to Hidimbeshwara temple.

(Both the temples are very attractive.)



Then, we visited 'Onake Obavvana Kindi'. It was a thrilling view for us.

It was a nice experience for me. I enjoyed the trip very much and this trip helped me to know about the rulers of Chitradurga.

Activity 7.3

Listen to the sentences read by the teacher carefully. Prepare a travelogue by drawing pictures as instructed by your teacher.

- 1) Sindhu travelled to Hampi by bus.
- 2) Sindhu visited Virupaksha temple. This temple is dedicated to lord Shiva.
- 3) Then, Sindhu walked along Hampi bazaar. It is one kilo meter long. It is the place where merchants once sold precious jewels, stones, horses and cows. It is also called as Virupaksha bazaar.
- 4) After that Sindhu saw Ugra Narasimha/ Lakshmi Narasimha statue. It is a monolithic statue with the height of 6.7 meters
- 5) Then, Sindhu visited Mahanavami Dibba/ Dasara Dibba. It is very beautiful. Sindhu enjoyed by standing on top of it.
- 6) Sindhu visited Lotus Mahal. It is built in the shape of a lotus. It is amazing.
- 7) Sindhu enjoyed looking at the Elephant stable. There Royal elephants were given shelter here.
- 8) Later, Sindhu went to Archeological Museum and enjoyed watching a large collection of sculptures.
- 9) Later, Sindhu went to Vijaya Vittala temple. It is very famous and known for the Stone Chariot and Musical pillars.
- 10) Hampi is really a place of many attractions. One must not miss visiting Hampi if one gets a chance. Sindhu always remembers this place.

Activity 7.4

Use the following words/phrases and write sentences about your visit to any place.

(travelled, enjoyed, reached, visited, learnt, stayed, by bus/train/car, experienced, ate, played)

we travelled	in a bus	to Kemmana-
-gundi. We	enjoyed	in bus climbing
the ghats	sections.	we reached the
top	at 8:00 o'clock	in the morning
then	we reached	Eshwara temple
at		

at Kallattageri. There we learnt what a falls is by seeing Kallattageri falls. Then we ate upma given by our head mistress. Then we visited Amruthaswara temple had a lunch there and played half an hour there. At last at 4pm we visited Bhadra dam. Over all

Imagine you have gone on a trip to a place. Prepare a travelogue and share your experience.

(You may use the real photos if you have or you may use the photos cut out from the newspapers or magazines or else you may draw the pictures)

Let your travelogue include:

- Means of travel.
- The purpose of your travel.
- The places you visited.
- Mention any facts about that place.
- The people you met there.
- Any special food item you had.
- Any special experience/s you had.
- Write about your personal experiences and what you learnt from that trip.

Activity 7.5 (b)

Read and present the Travelogue to the class.



You tube: <https://youtu.be/pdfDUOFZb9k>

<https://youtu.be/rnAmi9v2DPw>

Activity 7.6 (c)

Listen to the teacher, fill the bubbles and tell the story.



Activity 7.7

Read the following story and narrate it in English or your home language.

Whose Mango Tree is it?

Once, two brothers, Raghu and Gopu were fighting over the ownership of a mango tree. Raghu said the mango tree was his; while Gopu said he owned it. Unable to find a way out, they decided to ask Birbal for help. Birbal analysed the situation and told the brothers to remove all the mangoes, share them between the two brothers, then cut the tree into two equal halves. Upon hearing Birbal, Raghu nodded, while Gopu pled not to cut the tree for, he had nurtured it for three whole years. Birbal found who the real owner of the tree was. He said, "The tree belongs to Gopu because the very thought of cutting it down troubled him. Someone who has cared for it for three years would not let cut it down immediately."

Unit 8

LEARNING OUTCOME : Uses appropriate grammatical forms in communication (e.g. nouns, pronouns, verbs, determiners, time and tense, passivisation, adjectives, adverbs, etc.)

Activity- 8.1 (a)

Divide the given set of verbs into Present and Past tense forms.

(Eat, spoke, live, know, went, see, came, told, give, sat, danced, dreamt, swim, run)

Present form	Past form
Eat, live, know, see, give, swim, run	spoke, went, came, told, sat, danced, dreamt.

Activity 8.1 (b)

Use the past form of the underlined verb and change the sentences into Past tense. One is done for you.

I write a story for our school magazine.

I wrote a story for our school magazine.

1) My brother and I work in the garden.

My brother and I worked in the garden.

2) My friend plays chess.

My friend played chess.

3) They never waste time.

They never wasted time.

4) Our soldiers win the battle.

our soldiers won the battle.

5) She answers the teacher's questions.

she answered the teacher's questions.

Activity 8.1 (c)

Observe the change of verb forms and practice them.

Present tense	Past tense	Future form
ask	asked	will ask
call	called	will call
walk	walked	will walk
jump	jumped	will jump
discuss	discussed	will discuss
sing	sang	will sing
write	wrote	will write
read	read	will read
cut	cut	will cut
put	put	will put

Use some of the above verbs in your own sentences.

Activity 8.2

- Pick out a sentence from the box.
- Say whether the sentence is grammatically correct or wrong.

I study in VI std last year. I studied in VI std last year. ^{wrong}	I <u>see</u> an owl on the branch yesterday. see ^{saw}
They have visited Arabian sea. had ✓	She plays guitar everyday. ✓
I <u>was</u> speaking to Harshita now. am	She is a cute girl. ✓
He is an honest man. ✓	Umbrella <u>was</u> very useful during monsoon.
My mother is a good cook. ✓	The earth <u>revolved</u> around the sun. revolving
He did not completed his homework. ✓	Sunil will want to be an actor. ✓
Jeevan <u>will eat</u> apples yesterday. ate ✗	Jennifer did not got first prize. ✓

Activity 8.3 (a)

Noun

Noun is a name of a person, place, animal or thing.

e.g. : John, Bengaluru, tiger, book, river

Proper noun

A Proper noun is a noun that is used to name a particular person, place, thing or animal.

e.g. : Hari, Malgudi, red pen, Labrador,

Common noun

Common noun is the name of a group of similar things, like people, places, animals or objects.

e.g. : boy, woman, table, road, mouse, tree etc.

Read the paragraph and classify the nouns in to Proper nouns and Common nouns

Rohith, Ibrahim, Swathi and Rosy went to a park with their teacher Radha. There they saw flowers like rose, lotus, daisy and lavender. They liked the flowers and their beauty but did not pluck them. The teacher taught them parts of the plant and their uses. All boys and girls surprisingly got an ice-cream from the teacher while returning.

Proper noun	Common noun
Rohith, Ibrahim, Swathi, Rosy., Radha, Rose, lotus, daisy, lavender.	park, teacher, flowers, park, plant, boys girls, ice-cream

Activity 8.4 (a)

Read and comprehend with the help of your teacher.

Sannappa Balappa Tammannavar is a student of 7th standard. Sannappa Balappa Tammannavar is a good student. Sannappa Balappa Tammannavar goes to school regularly...

Do you feel there is repetition of the noun in the above lines? Which word can we use instead of repeating the noun?

Do you know that Pronouns can be used to avoid the repetition of a noun?

A Pronoun is a word that takes the place of a noun.

Pronouns can be....

...the **subject** of the sentence
I, we, you, he, she, it, they

...the **object** of the sentence
me, us, you, him, her, it, them

Activity 8.4 (b)

Read these sentences to understand the use of pronouns.

Boy



he, him, his, himself
The boy is happy.
He is happy.

Girl



she, her, hers, herself
The girl is waving hands.
She is waving hands.

Animal / thing



it, its, itself
The dog is running.
It is running.

Group



they, them, theirs, themselves
The boy and girl are playing.
They are playing.

Activity 8.4 (c)

Read these pronouns and use a few of them in your own sentences.

I	me	my	mine	myself
we	us	our	ours	ourselves
you	you	your	yours	yourself
he	him	his	his	himself
she	her	her	hers	herself
it	it	its	its	itself
they	them	their	theirs	themselves

Activity 8.4 (d)

Fill in the blanks with the right pronouns. You can choose pronouns from the options given.

(we, he, she, it, I, his, its, her)

1) My name is Chinmay.
He study in 7th standard.

2) I and Dilip are friends.
we go to school together.
In the evening we play together.

3) My father's name is Ismath.
He is a teacher.
His hobby is painting.

4) My mother's name is Julie.
She is a homemaker.
Her hobby is singing.

5) My pet animal is a cute dog.
It is white in colour.
Its name is Tommy.

Activity 8.5 (a)

An **Adjective** is a word that describes a Noun or a Pronoun.

Example: A **good** boy
Here, good is an 'adjective'

Read these sentences and circle the adjectives.

- 1) My sister is a strong girl.
- 2) I have a cute pet at home.
- 3) Ramesh ate three mangoes.
- 4) Peacock is a beautiful bird.
- 5) A few students are absent today.
- 6) Give me some milk.



An **Adverb** is a word which modifies the meaning of a Verb, Adjective or another Adverb.

He spoke **loudly**.
Here, loudly is an adverb.

Activity 8.5 (b)

Read these sentences and pick-out the Adverbs.

- 1) My daughter sings melodiously.
- 2) Teacher taught it clearly.
- 3) She is walking slowly.
- 4) Kumar is always right.
- 5) Finally he got a pen.



Activity 8.6 (a)

Make Adverbs from Adjectives. One is done for you.

SL. NO.	ADJECTIVE	ADVERB
	Nice	Nicely
1	Loud	Loudly
2	Bright	Brightly
3	Happy	Happily
4	Angry	Angrily
5	Quick	Quickly
6	Bad	Badly
7	Perfect	Perfectly
8	Careful	Carefully
9	Beautiful	Beautifully
10	Fast	Fastly

Activity 8.6 (b)

Use some of the above Adverbs in your own sentences and present before the class.

Activity 8.6 (c)

Underline the nouns and circle the adjectives in the following sentences. One is done for you:

Ashoka was a great king.

(n) (adj)

1) Sameer is a tall student in the class.

2) Rose is red

- 3) The horse is big and brown.
- 4) Birbal was a clever minister.
- 5) He is a slow runner.
- 6) My grandmother bought a new dress for me.
- 7) The sky is blue and clear.
- 8) She wants a glass of water.
- 9) We should wear cotton clothes in summer.
- 10) I have got a little money.

Activity 8.7 (a)

Read the following passage and list down Adjectives and Adverbs in the respective columns.

GHPS Malgudi is the name of my school. I go to school every day. My teachers are kind. They speak lovingly with everyone. There is a nice library in our school and many comic books are in the library. We read silently when we are in the library. There is a beautiful garden in front of my school and a big playground just in front it. We play happily in the playground. The mid- day meal of our school is very tasty. Everyday, we pray devotionally before having our lunch. I love my school a lot.

Adjectives	Adverbs
kind, nice, comic beautiful, big very tasty, lot.	every, my, lovingly silently, happily devotionally

Activity 8.7 (b)

Use the above adverbs and Adjectives in your own sentences and present them before the class.

Activity 8.7 (c)

Open the links and watch the videos given below.



You tube:

<https://youtu.be/94cdAyyPj3Q>

<https://youtu.be/27Hn1wi33x8>

What I have Learnt (Tick the appropriate column)

Statements	I need more support to do this	I can do it with the help of the peer group	I can do it with the help of the teacher	I can do it independently
I can identify and use present and past tense forms				
I know how to use adjectives and adverbs				
I know how to use different nouns and pronouns				
I can identify and correct common mistakes in the use of tense forms (Simple Present and Simple Past)				

Constructive Feedback

Date:

Teacher's Signature

Unit 9

7th Standard English

LEARNING OUTCOME: Writes messages, notices, formal letters, descriptions/narratives, short personal/biographical experiences, etc.






Activity 9.1 (a)

Listen to your teacher and repeat the words.

Respected	Sir	Madam	Subject	requesting
kindly	Co-operate	looking	forward	attention
esteemed	Institution	school	studying	standard
leave	Function	thanking	Sincerely	Headmaster
Principal	Mayor	President	Date	Place

Activity 9.1 (b)

Play the Ludo spelling game with the help of your teacher.

25	26	27 	28	29	30 
24 	23	22	21	20	19
13	14	15	16	17 	18
12	11	10	9	8	7
1	2	3 	4	5	6

Activity 9.2

Write a small message to your friend/teacher/brother/sister/mother/father wishing him/her on his/her birthday.

Happy Birthday.

My Dear friend

The friendship we share is so precious to me and I wouldn't trade it for anything in the world. Wishing you another year of joy and friendship.

Activity 9.3

Listen to your teacher reading the notice and read it again.

Primary Health Centre, Guthigaru, Dakshina Kannada, Karnataka.

18th January, 2022

Covid Vaccination Notice

All the residents of the village are informed that the primary health centre is setting up a camp for Covid vaccination on 22 January 2022. To take advantage of this opportunity, get yourself registered with us.

Health Officer

Primary Health Centre, Guthigaru

Activity 9.3

List out the different types of notices that you have seen on notice boards of school, panchayath, public library and health department.

① Public notice

② Actual notice

③ Demand notice

④ Meeting notice

Library

① courtesy due notice

② Item available notice

③ notice of fine/fee

④ overdue notice

⑤ Recall notice

Panchayath

① Tender notice

② Meeting notice

③ Grama Sabha meeting notice

④ other notices.

Health department

① Notice of Denial for payment/services.

② Discharge notice

③ Notice of termination of services.

School

① Formal notice

② Informal notice

③ Informative notice

④ Invitation notice

⑤ Warning notice

⑥ Public notice

Activity 9.4

Read the following notice and answer the questions.

GHPS SURATHKAL, MANGALORE NORTH, DAKSHINA KANNADA

Date: 2nd June 2023

International Yoga Day 2023

This is to inform all the students that there will be a celebration of International Yoga Day in our school at 10am on 21st June. So, the students are instructed to get yoga mats and be in tracksuits of respective houses.

Signature
Headmaster

1. What is the notice about?

Informing the celebration of yoga day in school.

2. When is the International Yoga Day celebrated?

on 21st June every year.

3. What dress are the students instructed to wear?

Students are instructed to be in tracksuits.

Activity 9.5

Complete the notice with the help of the words given in brackets.

(Co-operate, commence, inform, Sanjeevini Health Club, 14th and 15th August, Independence Day)

Health Club, Ranebennur

10th August, 2023

Holiday Notice

This is to inform you all that, the Sanjeevini Health Club will remain closed on the occasion of Independence day on 14th and 15th August. So, we request you to Co-operate with us. Classes will Commence on the 16th of August.

President

Activity 9.6

Rearrange the sentences into a meaningful notice and rewrite in the box given below.

Eco Club Notice

Headmaster

G.M.H.P. School Arasinakunte Bengaluru

On this day all are requested to come in green dress and bring a sapling each to plant in our campus. Kindly inform your parents regarding the celebration of environment day.

This is to inform you all that, on 5th June 2023 we are inaugurating the environment club in our school.

1st June 2023

GMHP School Arasinakunte Bengaluru.

Date - 1st June 2023

ECO CLUB NOTICE

This is to inform you all that, on 5th June 2023 we are inaugurating the environment club in our school.

On this day all are requested to come in green dress and bring a sapling each to plant in our campus.

Kindly inform your parents regarding the celebration of environment day.

Headmaster.

Activity 9.7

Collect different notices from Kannada/English or other newspapers available in your place and paste them in the space given below:

PUBLIC NOTICE

PUBLIC NOTICE

NOTICE IS HEREBY GIVEN THAT, Sri. S. Pundaresha Reddy, Son of Late L. Srikantha Reddy, is the absolute owner of the property described in Schedule hereunder. It is brought to the notice of the general public that, our client viz., Sri. M. V. Rama Reddy and Sri. S.R. Madhu Kiran, who have negotiated and decided to purchase the Schedule Property, from the above said respective owner. All persons having any claim against or to the Schedule Property or any part thereof by way of inheritance, mortgage, sale, conveyance, MOU, JDA, Agreement to Sell, transfer, lease deed, tenancy, license, lien, charge, trust, maintenance, Minor's Interest, easement, gift, exchange, possession, adverse possession or otherwise howsoever, are hereby required to submit the same in writing along with documentary proof to the undersigned at their office at No. 276, Ground Floor, 12th Main, 5th Sector, HSR Layout, Bangalore - 560 102, within 15 days from the date of publication hereof, failing which our client shall proceed without any reference to such claim and the same, if any, will be considered as waived.

SCHEDULE PROPERTY

All that piece and parcel of the Agricultural Land bearing Sy. No. 21/2, Old Sy. No. 21, (Earlier Sy. No. 3) measuring to an extent of 1 Acre, situated at M.J. Chennigarayapura Village, Kasaba Hobli, Malur Taluk, Kolar District, Karnataka, and bounded on the: **East by** : Land bearing Sy. No. 21/3, **West by** : Land bearing Sy. No. 21/1, **North by** : Government Road, **South by** : Land bearing Sy. No. 22/5. Dated this Ninth day of January, 2024.

GEO GEORGE C, Advocate,
No. 276, HSR Layout, Sector - 5, 12th Main,
Bangalore - 560 102. Mobile Number : 9844092992.



ಕರ್ನಾಟಕ ರಾಜ್ಯ ಬಡ್ಡಿ ಟ್ರಿವೆನ್ಷನ್ ಸೂಚನೆ

ಆರೋಗ್ಯ ಸೌಧ, 4ನೇ ಮಹಡಿ, 1ನೇ ಅಧ್ಯಕ್ಷ, ಮಾಗಡಿ ರಸ್ತೆ, ಬೆಂಗಳೂರು-560 023
ದೂರವಾಣಿ: 080-2955 7021, ಇ-ಮೇಲ್: ppkppa@kpppp.gov.in
ಸಂಖ್ಯೆ : ಕೆಎಸ್ ಎಪಿಎಂ/ಟಿಆರ್/18/2023-24 ದಿನಾಂಕ : 08.01.2024

ಇ-ಸಂಗ್ರಹಣೆ ವೇದಿಕೆ ಮೂಲಕ ಟೆಂಡರ್ ಆಹ್ವಾನ ಪ್ರಕಟಣೆ

ವಿವಿಧ ಬಗೆಯ ART Registers, Formats & Cards ಗಳನ್ನು ಮುದ್ರಿಸಿ ಸರಬರಾಜು ಮಾಡುವ ಸಂಬಂಧ ಇ-ಪ್ರೊಕ್ಯೂರ್‌ಮೆಂಟ್ ಮೂಲಕ ಟೆಂಡರ್ (ದ್ವಿಲಕ್ಷೋಟಿ) ಕರೆಯಲಾಗಿದೆ. ಟೆಂಡರ್ ಸಲ್ಲಿಸಲು ಕೊನೆಯ ದಿನಾಂಕ : 29.01.2024 ರ ಸಂಜೆ 5.30 ಗಂಟೆಯವರೆಗೆ. ಹೆಚ್ಚಿನ ಮಾಹಿತಿಗಾಗಿ ಸಂಪರ್ಕಿಸಿ ವೆಬ್‌ಸೈಟ್ <https://kpppp.karnataka.gov.in>

ಸಹಿ/- ಯೋಜನಾ ನಿರ್ದೇಶಕರು
ಕರ್ನಾಟಕ ರಾಜ್ಯ ಬಡ್ಡಿ ಟ್ರಿವೆನ್ಷನ್ ಸಂಸ್ಥೆ
ದಾಖಲೆ ಸಂಖ್ಯೆ/ವಾಕ್/ಟಿಎ/2945/2023-24

ದಾವಣಗೆರೆ ವಿಶ್ವವಿದ್ಯಾನಿಲಯ

ಕುಲಸಚಿವರು (ಪರಿಶಿಷ್ಟ)ರವರ ಕಛೇರಿ, ಶಿವಗಂಗೋತ್ರಿ,
ದಾವಣಗೆರೆ-577007, ಕರ್ನಾಟಕ. ದೂರವಾಣಿ: 6363463991
ಸಂಖ್ಯೆ:ದಾವಿ:ಪವಿ:ಲೆ:57:2023-24: ದಿನಾಂಕ: 06-01-2024.

ಇ-ಟೆಂಡರ್ ಪ್ರಕಟಣೆ

ವಿಶ್ವವಿದ್ಯಾನಿಲಯದ ಮುಂಬರುವ ಮಾಹಿಯಲ್ಲಿ ನಡೆಯಲಿರುವ 11ನೇ ವಾರ್ಷಿಕ ಘಟಕೋತ್ಸವ ಸಮಾರಂಭದ ಕಾರ್ಯಕ್ರಮಕ್ಕೆ ಕೆಳಕಂಡ ಅಗತ್ಯವಾಗಿ ಬೇಕಾಗಿರುವ ವೆಂಡರ್ (ರಾಮಿಯಾನ್),ಪ್ರಿಂಟಿಂಗ್/ಆಸನ್ ಮತ್ತಿತರ ಸಾಮಗ್ರಿಗಳನ್ನು ಸರಬರಾಜು ಮಾಡುವ ಸಲುವಾಗಿ ಆಸಕ್ತ ಅರ್ಹ ಹಾಗೂ ಅನುಭವಿ ಸಂಸ್ಥೆಗಳಿಂದ ಇ-ಪ್ರೊಕ್ಯೂರ್‌ಮೆಂಟ್ ವೇದಿಕೆ ಅಧಿಸೂಚನೆಯನ್ನು ಹೊರಡಿಸಲಾಗಿರುತ್ತದೆ. ಆಸಕ್ತಿಯಿರುವ ಸಂಸ್ಥೆಯವರು e-Procurement website <http://kpppp.karnataka.gov.in> ನಲ್ಲಿ ಹೆಚ್ಚಿನ ವಿವರ ಪಡೆಯಬಹುದಾಗಿದೆ. No:DU/2023-24/SE0003)

ದರಪಟ್ಟಿ ಆಹ್ವಾನ

- 01) ಈ ಸಮಾರಂಭದಲ್ಲಿ ಪ್ರಥಮ ಲ್ಯಾಂಕ್ ಪಡೆದ ವಿದ್ಯಾರ್ಥಿಗಳಿಗೆ ಸ್ವರ್ಣ ಪದಕ (ಚಿನ್ನದ ಪದಕ) ವಿತರಿಸಲು ಇಚ್ಛೆಯುಳ್ಳ ಬೆಳಗಾವಿ ತಯಾರಕರಿಂದ ದರಪಟ್ಟಿಯನ್ನು ಆಹ್ವಾನಿಸಲಾಗಿದೆ.
 - 02) ಈ ಸಮಾರಂಭಕ್ಕೆ ಅಗಬಹುದಾದ ಗಣ್ಯ ವಸ್ತುಗಳು, ಮುಖ್ಯ ಅತಿಥಿಗಳು, ಪ್ರೋಫೆಸರ್‌ಗಳು, ವಿದ್ಯಾರ್ಥಿಗಳು ಹಾಗೂ ವಿ.ವಿ ಸಿಬ್ಬಂದಿಗಳಿಗೆ ಸ್ವಾಸ್ಥ್ಯ, ಉಪಹಾರ ಮತ್ತು ಲಾಂಚ ಸರಬರಾಜು ಮಾಡಲು ದರಪಟ್ಟಿಯನ್ನು ಆಹ್ವಾನಿಸಲಾಗಿದೆ.
- ಮೇಲ್ಕಂಡ ಸರಬರಾಜುದಾರರು ತಮ್ಮ ದರವನ್ನು ಸೀಲ್ ಮಾಡಿದ ಲಕ್ಷೋಟಿಯಲ್ಲಿ ದಿನಾಂಕ:17-01-2024 ರಂದು ಅಪರಾಹ್ನ 5.00 ಗಂಟೆಯ ಒಳಗಾಗಿ ಕುಲಸಚಿವರು(ಪರಿಶಿಷ್ಟ) ದಾವಣಗೆರೆ ವಿಶ್ವವಿದ್ಯಾನಿಲಯ, ಶಿವಗಂಗೋತ್ರಿ, ದಾವಣಗೆರೆ ಇವರಿಗೆ ಅಂಚೆ, ಕೋಟಿಯರ್ ಅಥವಾ ಮುದ್ದಾಂ ಮೂಲಕ ನೀಡಲು ಕೋರಿದೆ. ಹೆಚ್ಚಿನ ವಿವರಗಳಿಗಾಗಿ ಕುಲಸಚಿವರು(ಪರಿಶಿಷ್ಟ) ದಾವಣಗೆರೆ ವಿಶ್ವವಿದ್ಯಾನಿಲಯ, ಶಿವಗಂಗೋತ್ರಿ, ದಾವಣಗೆರೆ ಇವರನ್ನು ಭೇಟಿ ಮಾಡಿ ತಿಳಿಯಬಹುದಾಗಿದೆ. ಅಥವಾ ವಿವಿಧ ಅಂತರ್ಜಾಲದಲ್ಲಿ <http://www.davangereuniversity.ac.in>. ದೂರವಾಣಿ ಸಂಖ್ಯೆ: 6363463991.

ಸಹಿ/- ಕುಲಸಚಿವರು (ಪರಿಶಿಷ್ಟ)
ದಾವಣಗೆರೆ ವಿಶ್ವವಿದ್ಯಾನಿಲಯ, ಶಿವಗಂಗೋತ್ರಿ,
ದಾವಣಗೆರೆ.
ವಾಸಾಇ/ದಾವಣಗೆರೆ/478/
ಕೆಎಸ್ ಎಂಎ/2023-24

ಕರ್ನಾಟಕ ಸರ್ಕಾರ

ಕಾರ್ಯಪಾಲಕ ಇಂಜಿನಿಯರ್ ಕಛೇರಿ, ಪಂಚಾಯತ್ ರಾಜ್ ಇಂಜಿನಿಯರಿಂಗ್ ವಿಭಾಗ, ಶಿವಮೊಗ್ಗ.

ಟೆಂಡರ್ ಸಂಖ್ಯೆ:- ಟೆಂಡರ್ ಸಂಖ್ಯೆ: ಕಾಇಂ/ಪಂರಾಇಂ/ವಿಶಿ/ಕೆ.ಇಂ./ಟೆಂಡರ್/2024-25/1195 Date:06.01.2023

ಟೆಂಡರ್ ಪ್ರಕಟಣೆ

ಕರ್ನಾಟಕ ರಾಜ್ಯಪಾಲರ ಪರವಾಗಿ ಪಂಚಾಯತ್ ರಾಜ್ ಇಂಜಿನಿಯರಿಂಗ್ ವಿಭಾಗ ಶಿವಮೊಗ್ಗ ವ್ಯಾಪ್ತಿಯ ತೀರ್ಥಹಳ್ಳಿ ತಾಲ್ಲೂಕಿನ 2023-24 ನೇ ಸಾಲಿನ 2210 ಆರೋಗ್ಯ ಇಲಾಖೆ, 2225 ಹಿಂದುಳಿದ ವರ್ಗ ಇಲಾಖೆ, ಅನುಮೋದಿತ ಕಾಮಗಾರಿಗಳ ಟೆಂಡರ್ ಒಟ್ಟು ಮೊತ್ತ ರೂ.19.41 ಲಕ್ಷಗಳು. ಈ ಬಗ್ಗೆ ಹೆಚ್ಚಿನ ಮಾಹಿತಿಗಾಗಿ <https://kpppp.karnataka.gov.in/> ಈ ವೆಬ್‌ಸೈಟ್‌ನಲ್ಲಿ ದಿ: 06.01.2024 ರಿಂದ ಪಡೆಯಬಹುದಾಗಿರುತ್ತದೆ. ಹಾಗೂ ಭರ್ತಿ ಮಾಡಿದ ಟೆಂಡರ್‌ಗಳನ್ನು ಸಲ್ಲಿಸುವ ಕೊನೆಯ ದಿನಾಂಕ: 16.01.2024 ಸಂಜೆ 16.00 ರವರೆಗೆ ನಿಗದಿ ಪಡಿಸಲಾಗಿರುತ್ತದೆ. ಹೆಚ್ಚಿನ ವಿವರಗಳಿಗೆ ಈ ಕೆಳಗೆ ಸಹಿ ಮಾಡಿರುವ ಅಧಿಕಾರಿಗಳ ಕಛೇರಿಯಿಂದ ಕೆಲಸದ ವೇಳೆಯಲ್ಲಿ ಸಂಪರ್ಕಿಸಿ ಪಡೆಯಬಹುದು.

ಸಹಿ/- ಕಾರ್ಯಪಾಲಕ ಇಂಜಿನಿಯರ್, ಪಂ.ರಾ.ಇಂ.ವಿಭಾಗ, ಶಿವಮೊಗ್ಗ.
ವಾ.ಸಂ.ಇ.ಕೆಎಸ್ ಎಂಎ/45/01/23-24/1016

Activity 9.8

Read the sample letter and observe the steps involved in writing a letter.

A Letter to the Headmaster

Chintu

VII std

Government Higher Primary School
Siddannooru

20th December 2022

The Headmaster
Govt Higher Primary School, Siddannooru

Respected Sir,

Subject: Requesting for transfer certificate

I am a student of 7th standard in your esteemed institution. My father has been transferred to Saneguruvanahalli, Basaveshwara Nagar, Bengaluru. So, I humbly request you to issue my transfer certificate to continue my studies in that place.

I am grateful to all the teachers for their guidance, love and care. I enjoyed my schooling here.

Thank you for your support, care and concern during all these years.

Yours sincerely

Chintu

Activity 9.9

Arrange the different parts of a letter in a proper order.

	Jumbled steps	Correct order
1.	Salutation	From address
2.	Thanking	Date
3.	To address -	To address
4.	Body of the letter	Salutation
5.	Signature and name	Subject
6.	Yours sincerely	Body of the letter
7.	Subject	Thanking
8.	Date -	Yours sincerely
9.	From address -	Signature and name

Activity 9.10

Rearrange the jumbled letter.

A Letter to the Headmaster

Subject: Regarding sewage water overflowing on the road.

22nd December 2022

Ashok
VII std
GHPS Parapady
Mangaluru

The President
The Grama Panchayath
Madanahalli

Respected Sir/Madam

Yours sincerely
Ashok

Hence, I request you to take necessary action and help us in keeping our environment clean and healthy.

In this letter, I would like to bring to your kind notice that, in my locality the sewage water overflows on the road. As a result, we are unable to walk on the road. The whole environment is smelling.

Thank you.

Ashok
VII std
GHPS parapady
Mangaluru
22nd December 2022

The president
The Grama Panchayath
Madanahalli

Respected Sir

Subject: Regarding Sewage water overflowing on the road.

In this letter, I would like to bring to your kind notice that, in my locality the sewage water overflows on the road. As a result, we are made unable to walk on the road. The whole environment is smelling.

Hence, I request you to take necessary action and help us in keeping our environment clean and healthy.

Thank you.

Yours sincerely

Ashok.

Activity 9.11

Read the following letter and fill in the blanks with the help of the words from the box.

The Health Minister, Sir, Subject, save us, sincerely, Government
Higher Primary School

Rajani

VIIth std

Government Higher primary school

Magadi

24th December 2022

The Health Minister

Government of Karnataka

Respected Sir

Subject : The poisonous gases left in the air

I am a student studying in Government school in Magadi. In my school area, there is a big industry which releases poisonous gases to the air. As a result, we have developed breathing problems and uneasiness in the chest. So, I humbly request you to look into the matter very seriously and to save us from the toxic air.

Thank you.

Yours sincerely.

Rajani

Activity 9.12

Write a letter to your Headmaster/Headmistress requesting him/her to grant leave for four days. Give a proper reason.

Activity 9.13

Write a short paragraph (8 to 10 Sentences) describing your experiences of doing the activities given in this unit. Which activities did you like most? Why? Which activities did you find difficult? Why? How do you want to improve your English?