

Learning Outcome 2

Responds to announcements and instructions made in class, school assembly, railway station and in other public places.

Activity 2.1

Listen to the announcements read by your teacher. Later you can read yourself.

School	There will be a meeting on 12 August 2023 at 10 a.m. in the school meeting hall. We will be discussing about Independence Day Celebration.
Shopping mall	Welcome to the 'shopping mall'. Customers can continue shopping with us, without any worries, as all the safety and hygiene precautions are duly maintained and followed.
Railway station	May I have your attention please.... Train number 16586, Karwar Express, Bangalore to Karwar via Hassan is arriving shortly on platform no.1.
Bus stand	Welcome to KSRTC Bangalore. Bus no. KA 23 F 2023 is ready to leave by 11 am to Hampi via Hospet.

Read the above announcements aloud.

Activity 2.2

Guess the places where you hear or see these instructions/commands. Choose the right ones from the given box.

(Bus stand, railway station, classroom, in front of the gate, library, house, places of worship, bus, school, hospital, shops, malls)

1. Have bath - house
2. Bus No KA 41 P 2049 has arrived on platform number 2 - Bus stand
3. Switch off your mobile phones - hospital
4. Keep the footwear outside - places of worship
5. Silence! - library

6. Sale! Sale! - Shopp.
7. 50% discount - mall.
8. No smoking - bus.
9. Train number 1348 is delayed by 20 minutes - railway station.
10. Everyone must attend the classes regularly - class room. school
11. No parking - in front of the gate
12. Clean the blackboard - class room.

Activity 2.3

Match the instructions/commands to the pictures and say a few sentences on each of them. For example, say where you find these instructions, what that instruction means, etc.

1. No parking. - 5
2. Scan for payment. - 7
3. Reach on time. - 4
4. Use the dustbin. - 1
5. Don't waste water. - 8
6. Emergency exit. - 2
7. Silence Please! - 3
8. Stock clearance sale. - 6

1.		4	5.		1
2.		7	6.		8
3.		7	7.		2
4.		3	8.		5

Activity 2.5

What's the teacher saying? Write the commands in the balloons.

Listen, stand in a line, raise your hand, close your book, sit down, stand up, read, come here



read

stand
in a
line



Listen.



stand
up.



Come
here



sit down



raise
your
hand



close
your
book



Activity 2.6

Who says this - the teacher or the pupil?



stand near the board.

keep silence.

Raise your hands, please

open your book at page 20.

Listen here.

Close the door please

1. Close the door, please.
2. May I come in?
3. Stand near the board.
4. Keep silence.
5. May I sharpen my pencil?
6. Could you repeat, please?
7. Raise your hands, please.
8. Shall I go outside?
9. Open your book at page 20.
10. I don't understand.
11. Listen here.
12. Excuse me sir.

May I come in.

May I sharpen my pencil?

could you repeat please.

Shall I go outside?

I don't understand

Excuse me sir



Activity 2.7

The instructions / commands / statements given below have been scrambled. Re-write them in the correct order:

One is done for you:

1. question the answer - Answer the question.
2. the text read - Read the text.
3. clean keep surroundings your - Keep your surroundings clean.
4. the board rub - Rub the board.
5. toilet the to may go I? - May I go to the toilet?
6. around turn - Turn around.
7. window the close - Close the window.
8. finished you have? - Have you finished?
9. pencil your take - Take your pencil.
10. at board look the - Look at the board.

Activity 2.8

Find the commands in the word grid. Circle and colour them:

R	F	T	U	I	R	E	D	W
E	S	I	N	G	A	T	L	R
A	P	A	S	K	B	E	O	I
D	G	O	Y	F	R	E	O	T
C	S	P	T	H	I	N	K	E
C	O	M	E	H	E	R	E	Z
J	U	T	F	A	S	L	N	O
L	I	S	T	E	N	W	L	K
U	P	M	A	T	C	H	T	O

COME
HERE
READ
THINK
LISTEN
SING
WRITE
LOOK
TURN
JUMP
GO

Activity 2.9

Complete the instructions/commands/requests with the help of the given hints:

1. Open your Books, please.



2. Pass me a pencil, please



3. Open your Bag, please



4. Sit at your bench, please



5. Open your purse, please



Activity 2.10

Complete the instructions/commands by choosing the ones from column 'A' and Column 'B' and write them in the given box:

- | A | B |
|---------------|--------------|
| 1. Work | one another |
| 2. Clean | start |
| 3. Switch off | in pairs |
| 4. Help | carefully |
| 5. Listen | the board |
| 6. Let's | your mobiles |

A	B
① work	in pairs
② clean	the board
③ switch off	your mobiles
④ help	one another
⑤ listen	carefully
⑥ let's	start.

Activity 2.11

Identify the place where the instructions/commands are given. Select the appropriate answer from the box.

library, public place, park, ticket counter, school

- Follow the queue - ticket counter
- Don't litter the place - park

3. Keep silence - Library
4. Stand at ease - School
5. Use Zebra crossing - public place crossing the road.
6. Please do not smoke - public place

Activity 2.12

ARE YOU SAVING THE WORLD OR HURTING IT?

Read and write the correct number in the given star next to the picture. Then say a few sentences about each. Say whether the actions are helping the Mother Nature or hurting it.

1. Plant a tree.
2. Recycle products.
3. Eat organic products.
4. Use plastic bags.
5. Ride a bicycle.
6. Save water.
7. Turn off the lights.
8. Cut the trees.
9. Have bath.
10. Pick up garbage.



Activity 2.12a

Which of the above activities are saving the world and which ones are hurting the world?

GOOD	BAD
① plant a tree ② Recycle products. ③ Eat organic products. ④ Ride a bicycle ⑤ Save water. ⑥ turn off the lights ⑦ pick up garbage ⑧ Have bath	① Use plastic Bags ② Cut the trees.

Activity 2.13

Let's Make a Cheese Sandwich

Follow the instructions below to make a Cheese Sandwich :

1. Take one slice of bread.
2. Using a knife, spread some butter on the bread.
3. Add a slice of cheese to the buttered slice of bread.
4. Then place another slice of bread on the top of the cheese.
5. Cut the sandwich into two.
6. Heat it a little bit.
7. Eat and enjoy.

Read the steps aloud.

Activity 2.14

Jenni heard the announcements/ slogans and instructions related to waste management in the school. She went home and collected garbage from her house and her surroundings. She wants to sort out the garbage in different bins.

So please help Jenni by showing the right bins to dispose the waste. Draw lines.







Can you name some of the above waste items?

Activity 2.15

Follow the instructions given by your teacher carefully.

1. Draw a table of 3 rows and 3 columns, as shown and write numbers from 1 to 9 in the boxes.
2. Draw a pot with a plant in box 3.
3. Write your close friend's name in box 5.
4. Draw a house in box 9.
5. Write the letter 'q' in box 1.
6. Draw two ice cream cones in box 2.
7. Shade the whole box 4.
8. Write any one word that begin with 'l' in box 6
9. Keep the box 7 empty.
10. Write a five-letter word in box 8.

1	2	3
4	5	6
7	8	9

1 q	2 	3 
4 	5 Muhammad.	6 Latha.
7	8 Teach.	9 

Activity 2.16

Project work: Plant a plant.

Listen to the teacher's instructions and do the Activity . Share your experience, after a few days, with the class.

- Take a pot/ an empty tin or a bag.
- Fill it with soil.
- Put seeds in it. Water the plant regularly.
- Keep the weeds out.
- Keep the plant in an open area.
- Watch it growing and take good care of the plant.

What have I learnt

Statements	I need more support to do this	I can do it with the help of the teacher	I can do it with the help of the peer group	I can do it independently
I am able to understand the simple announcements made in school and public area.				
I am able to follow and respond to the instructions given by the teacher as well as others.				

Constructive Feedback

Date:

Teacher's Signature